



**AIMS, POLICY, RULES  
&  
ORGANISATION**

**PART III  
GUIDE WING**



**THE BHARAT SCOUTS & GUIDES**

NATIONAL HEADQUARTERS, LAKSHMI MAZUMDAR BHAWAN  
16-MAHATMA GANDHI MARG, I.P. ESTATE, NEW DELHI-110002



## **GIRLS WORLDWIDE SAY** "together we can change our world"

### **Millennium Development Goals & WAGGGS**

#### **Messages**

MDG 1: Eradicate extreme poverty and hunger  
girls worldwide say "together we can end extreme poverty and hunger"

MDG 2: Achieve universal primary education  
girls worldwide say "education opens doors for all girls and boys"

MDG 3: Promote gender equality and empower women  
girls worldwide say "empowering girls will change our world"

MDG 4: Reduce child mortality  
girls worldwide say "together we can save children's lives"

MDG 5: Improve maternal health  
girls worldwide say "every mother's life and health is precious"

MDG 6: Combat HIV/AIDS, malaria and other diseases  
girls worldwide say "we can stop the spread of AIDS, malaria and other diseases"

MDG 7: Ensure environmental sustainability  
girls worldwide say "we can save our planet"

MDG 8: Develop a Global Partnership for Development  
girls worldwide say "we can create peace through partnerships"

### **AIMS POLICY RULES & ORGANISATION**

## **The Bharat Scouts & Guides** India

Established on November 7, 1950 as a result of the Merger of the Boy Scouts Association, the Hindustan Scouts Association, The Girls Guides Association, India joined on 15th August, 1951. Recognised by the World Organisation of Scouts Movement and the World Association of Girl Guides and Girl Scouts:

APPRO Part III has been amended from time to time. The latest amendments were made in the meeting of the National Council on 28.11.2008 at N.H.Q.

### **Part III - Guide Wing**



**THE BHARAT SCOUTS & GUIDES**  
NATIONAL HEADQUARTERS  
Lakshmi Mazumdar Bhawan  
15-Mahatma Gandhi Marg, I.P. Estate  
New Delhi-110002



### **Publisher's Note**

It is recognised at all hands that Boy/Girl Programme should be in accordance with needs of the time. The APRO part-III was revised and approved in the Meeting of the National Council held on 28th November, 2008. It goes without saying that the relevance of the revised programme is proved by the increase in the enrolment of more members in the Guide Wing.

It is hoped that the revised APRO III will meet the needs of the members including the Grameen Rangers and that Rules, proceedings and other technical data given in this APRO III, will be sincerely followed by all the Adult Leaders in the Guides Wing. This will facilitate the reception of the Rules at the hands of Bulbul, Guides and Rangers. The Adult Leaders will do yeoman's service to the cause of the Movement by going through all the chapters and imbibe the spirit accordingly. Let us hope that all the members will enjoy the game.

— **Publisher**

(ii)

## **PART III - GUIDE WING**

### **CHAPTER-I, BULBUL SECTION**

**PAGE**

Bulbul, Bulbul Flock, the Flock Leader and the Assistant Flock Leader, Qualifications for the Flock Leader and the Assistant Flock Leader, Uniform for the Flock Leader and the Assistant Flock Leader, The Six System, Senior Sixer, Sixer, Second, Pow Wow, The Bulbul, Pravesh Requirements, Bulbul Uniform, Scheme For Advancement of a Bulbul, Test for Korral Pankh, Rajal Pankh, Suvarna Pankh, Heerak Pankh, Bulbul Proficiency Badges, Golden Arrow, Camps for Bulbuls, 1-19

### **CHAPTER II-GUIDE SECTION**

Guide, Guide Company, the Guide Captain and the Assistant Guide Captain, Qualifications for the Guide Captain and the Assistant Guide Captain, Uniform for the Guide Captain and The Assistant Guide Captain, Uniform for the Sea Guide Captain and Assistant Sea Guide Captain, Uniform for the Air Guide Captain and Assistant Air Guide Captain, The Patrol System, Company Leader, Asstt. Company Leader, Patrol Leader, Second, Court of Honour, Patrol-In-Council, The Guide, Pravesh Requirements, Guide Uniform, Uniform for Sea Guide, Uniform for Air Guide, Scheme for Advancement of a Guide, tests for Pratham Sopan, Dwitiya Sopan, Tritiya Sopan, Rajya Puraskar, Rashtropati Guide Award, Guide Proficiency Badges, Hikes, Treks and Camps for Guides, 20-53

(iii)

## CHAPTER-III- RANGER SECTION

Ranger Ranger Team, The Ranger Leader and the Assistant Ranger Leader. Qualifications for the Ranger Leader and the Assistant Ranger Leader. Uniform for the Ranger Leader and the Assistant Ranger Leader.

Uniform for Sea Ranger Leader and Assistant Sea Ranger Leader. Uniform for Sea Ranger Leader and Assistant Sea Ranger Leader. The Patrol System, Senior Ranger Mate, Ranger Mate Second, Rangers Council, The Ranger-Ranger Assitant; Test for Pravesh, Uniform for the Ranger Sea Ranger and Air Ranger. Scheme for Advancement of a Ranger. Tests for Pravesh, Nipun, Rashtrapati Ranger Award, Ranger Proficiency Badges, Ranger-in-service, Hikes, Treks and Camps for Ranger 54-84

## CHAPTER IV

### Venture Club of BS&G

Bunny Scheme

85-89

## APPENDIX

PAGE

- |     |                           |         |
|-----|---------------------------|---------|
| (a) | Bulbul Proficiency Badges | 90-102  |
| (b) | Guide Proficiency Badges  | 102-175 |
| (c) | Ranger Proficiency Badges | 175-187 |
| (d) | Regional Interest Badge   | 188-191 |
| (e) | Promise-A Commitment      | 191-192 |

Note : Details for the new Proficiency Badges introduced in the Guide Section as per Revised APPRO are incorporated in this edition.

— Publisher

(iv)

## AIMS, POLICY, RULES AND ORGANISATION

### Part III-Guide Wing

#### CHAPTER-I-BULBUL SECTION

#### 1. Bulbul :

A Girl who is a citizen of India and who has completed five years but not ten years of age is eligible to become a Bulbul provided she subscribes to the Bulbul Promise and Bulbul Law and become a member of a Bulbul Flock.

#### 2. Bulbul Flock :

- (i) A Bulbul Flock shall consist of not less than 12 but not more than 24 Bubluls.
- (ii) A Bulbul Flock shall be a unit of Group of Bulbul Flock, Guide Company and Ranger Team, provided, however, where there is no such group, a Bulbul Flock shall be treated as a Group.
- (iii) Every Bulbul Flock shall be registered.
- (iv) Every Bulbul Flock shall have a name.

Where the Bulbul Flock is a unit of Group, it shall bear the name of the Group. The Group may be named after the locality, an institution or any past heroine of India, every Group shall also have a serial number assigned by the Local or the District Association, as the case may be.

#### 3. The Flock Leader and the Assistant Flock Leader.

- (i) There shall be a Flock Leader for each Bulbul Flock, there may be one or more Assistant Flock Leaders for a Bulbul Flock.
- (ii) The Flock Leader and the Assistant Flock Leader shall function subject to the general supervision of the Group



Leader shall function subject to the general supervision of the Group Leader where there is a Group the Flock Leader shall be responsible for the management of the affairs of the Flock. The Assistant Flock Leader shall assist the Flock Leader.

(iii) The Flock Leader and the Assistant Flock Leader shall be appointed by the State Chief Commissioner in consultation with the concerned State Commissioner on the recommendation of the Local or the District Association, as the case may be, and the concerned District Commissioner.

(iv) On Appointment, the Flock Leader and the Assistant Flock Leader shall be issued each with a Warrant.

(v) Efficient Flock Leaders should be invited to events at State and National Level for assistance.

#### 4. Qualification for the Flock Leader and the Assistant Flock Leader:

(i) Only women are eligible to be appointed as Flock Leaders and Assistant Flock Leaders.

(ii) A person who has completed 18 years of age is eligible for appointment as a Flock Leader or an Assistant Flock Leader.

(iii) She must possess matriculation or an equivalent certificate provided however, in exceptional cases exemption from educational qualification may be granted by the State Chief Commissioner on the recommendation of the concerned District Commissioner.

(iv) She must be a person of good character, conduct and antecedents.

(v) She must have knowledge of the Guide movement and its methods, in particular an appreciation of its religious and moral basis and the A.P.R.O. in its

application to her work.

(vi) She must be a person with special aptitude to deal with children.

(vii) She must have satisfactorily completed a period of training prescribed by the National Association.

#### 5. Uniform for the Flock Leader and the Assistant Flock Leader.

##### (a) COMPULSORY

(i) The Flock Leader or the Assistant Flock Leader shall wear uniform as follows :

**Salwar, Kameez and Dupatta :** A white Salwar and White Kameez of plain non-transparent material. The length of the Kameez shall be up to the knees. The Kameez shall have two patch pockets and two side pocket, half sleeves 8 cm. above the elbow with turned up and stitched down cuffs, 4 cm. wide, open sports collar with epaulettes on both shoulders. The Salwar and Kameez shall not be tight-fitted. The Dupatta shall be deep sky-blue in colour made of plain non-transparent material.

OR

**Midi skirt and Blouse :** Midi skirt in deep sky blue colour made of plain non-transparent material with side pockets and a slit at the back. "The length of the skirt will be up to the half distance between, knee and ankle". A white blouse of plain non-transparent material with two patch pockets, half sleeves 8 cm. above the elbow with turned up and stitched down cuffs, 4 cm. wide open sports collar with epaulettes on both the shoulders. The length of the blouse shall be 8 cm. below the waistline. The blouse shall not be tight fitted.

OR

**Saree and Blouse :** Deep sky-blue saree made of plain non-transparent material and a white blouse of plain non-transparent material with two patch pockets, half sleeves 8 cm. above the

elbow with turned up and stitched down cuffs 4 cm. wide; open sports collar with epaulettes on both the shoulders. The length of the blouse shall be 8 cm. below the waistline. The blouse shall not be tight fitted.

- (iii) **Belt** : Brown nylon belt with the official Brass buckle of the Bharat Scouts & Guides supplied by the National Association.
- (iii) **Scarf** : A scarf of the group colour and pattern other than green, purple and yellow as approved by the Local or District Association shall be worn round the neck and over the collar and epaulettes with the group woggle. The shape of the scarf shall be triangular with a base and two sides, each of the two sides shall have a minimum length of 70 cm and a maximum of 80 cm.
- (iv) **Socks** : Camel Colour
- (v) **Footwear** : Black leather or Black canvas closed shoes or Black sandals without heels may be allowed on medical ground.
- (vi) **Hair Style** : Hair locks (Judas) or hairs should be tied with black clip/band (only for short hair).
- (vii) **Membership Badge** : A cloth badge with green background with Fleur-de-lis in yellow superimposed by the Trefoil with Ashoka Chakra also in yellow in the centre shall be worn in the middle of the left sleeve.
- (viii) **Shoulder Badge** : A shoulder badge 6 to 8 cm length and 1.5 cm width with white background and serial number and the name of the group in red letters shall be worn on the both shoulder just below the seam.
- (ix) **World Guide Badge** : World Guide Badge shall be worn in the middle of the right sleeve.
- (x) The name plate containing National Flag and name of the Bharat Scouts & Guides shall be put on the right side of blouse just above the seam of right pocket.

(xi) Cardigan / blazer, when worn it shall be black without any design. Sleeveless according to the season allowed.

(b) **OPTIONAL**

- (i) **Camp Uniform** : Dark blue Salwar dark blue kameez with the same pattern as mentioned above and dark blue dupatta.
- (ii) **Working Casual Wear** : Working uniform or field activity uniform as optional items with the deep blue jeans /plain sky blue colour T-shirt with collar having a pocket super imposed with BS&G emblem /royal blue salwar kurta, dupatta and dark blue P cap with BS&G Emblem at the Centre may be worn during the field activity along with comfortable shoes.
- (iii) P Cap can be worn when they go for outing.
- (iv) **A black pouch shall be worn** : The pouch shall not be worn at the time of the Ceremony.
- (v) **Metal Badge** : A "metal badge of the Bharat Scouts & Guides may be worn when not in uniform.
- (vi) **Lanyard and Whistle** : White lanyard with a whistle may be worn round the neck.
- (vii) **Jewellery** : No jewellery shall be worn except those enjoined by religion or custom.
- (viii) **Rank Badge** : The rank badge for the Flock Leader and the Assistant Flock Leaders shall be in white metal with the Bharat Scouts Guides emblem on it in different colours as follows :
  - (a) The Badge for the Flock Leader shall be badge in blue colour with blue border and shall be worn above the seam of the left pocket for salwar kameez; Skirt blouse, or on the seam of the pocket not covered by the saree. i.e. Rank badge for all unit Leaders to all sections in Guide wing wearing salwar kameez to be put up



on the right side of the Dupatta above the seam of right pocket

(b) The badge for the Assistant Flock Leader shall be blue in colour with red border. It shall be worn as stated in (a) above

#### 6 The Six system :

(i) A Bulbul Flock shall be divided into Sixes. Each Six may consist of 4 to 6 Bulbuls inclusive of the Sixer and the Second

(ii) Each Six Shall bear the name of a bird chosen in consultation with the Pow Wow and every member of the Six shall wear the emblem of the six on the uniform.

(iii) **Senior Sixer** : A Senior sixer is one of the Sixers appointed by the Flock Leader. She shall wear uniform and badge as for Bulbul and in addition she shall wear 3 blue armbands each 1.5 cm wide stitched over the cuff of the left sleeve each 1 cm apart. the senior Sixer shall assist the Flock Leader and the Assistant Flock Leader as directed.

(iv) **Sixer** : A Sixer is a Bulbul appointed as a Sixer by the Flock Leader to lead a Six of Bulbul. the Sixer shall wear uniform as for Bulbul in addition she shall wear 2 blue armbands each 1.5cm wide stitched over the cuff of the left sleeve each 1 cm apart.

(v) **Second** : The Second is a Bulbul appointed by the Flock Leader in consultation with the Sixer concerned. the Second shall assist the Sixer and take her place in her absence. She shall wear one

blue armband 1.5 cm wide stitched over the cuff of the left sleeve one cm above the lower edge.

#### 7. Pow Wow

Pow Wow is a Flock Council. It shall consist of the Guider of the Flock and the Bulbuls of the Flock. It shall look after the affairs of the Bulbul Flock.

#### 8. The Bulbul :

(i) A girl who is citizen of India and who has completed five, but not ten years of age is eligible to be registered as a recruit.

(ii) As a Pravesh Bulbul. She will work for three Months before investiture as a bulbul.

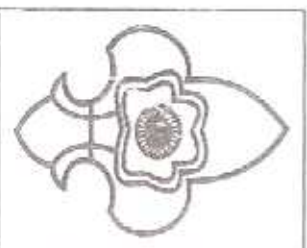
**Note :** A girl can be invested as a Bulbul on completion of five years of age.

#### (iii) Pravesh Requirements :

(a) Be able to tell the story of Tara.

(b) Understand the meaning of Bulbul Promise, Bulbul Law, Bulbul Motto and Bulbul Greetings.

(c) Demonstrate correctly Bulbul Salute and left hand shake.



(d) Offer daily prayer as told by parents.

(e) Do a daily good turn at home.

(v) She then makes the Bulbul Promise to the Flock Leader and is invested as a Bulbul.

(v) She is eligible to wear the Bulbul uniform and Membership Badge. The Membership Badge is a cloth badge with blue background with Fleur-de-lis in yellow superimposed by the Trefoil with Ashoka Chakra also in yellow in the centre. Membership badge is worn in the middle of the left sleeve. The Membership Badge shall be issued by the Local or District Association, as the case may be, on the recommendation of the Flock Leader.

(a) The Bulbul Promise is :  
I promise to do my best  
to do my duty to God and my country  
to keep the Bulbul law and  
to do Good Turn every day.

The word " Dharmma " may be substituted for the word "God" if so desired.

- (b) The law for the Bulbul is
  - (i) The Bulbul gives in to elders.
  - (ii) The Bulbul is clean and Courteous.
  - (iii) The Motto for the Bulbul is **DO YOUR BEST.**
- (c) The Motto for the Bulbul is **DO YOUR BEST.**
- (d) The Bulbul Salute is given by raising the right arm smartly to the level of the shoulder, palm to the front, with the first two fingers stretched together, the first just touching the forehead and thumb closing on the last two fingers. After the salute the arm is smartly brought down.
- (e) The Bulbul Prayer Song (Ham Hai Chhote Chhote Bai) should be adopted and practised.

9. Bulbul Uniform

(a) **COMPULSORY**

A Bulbul shall wear uniform as given below :

- (i) **An overall :** Deep sly blue overall made of plain non-transparent material with two top patch pockets and two side pockets from under side, half sleeves 8 cm above the elbow with turned up and stitched down cuffs 4 cm wide and open sports collar with epaulettes on both shoulders. The overall shall not be tight-fitted.
- (ii) **Belt :** Brown nylax belt with the official Brass buckle of the Bharat Scouts & Guides supplied by the National Association.
- (iii) **Scarf :** A scarf of the group colour and pattern other than green, purple and yellow as approved by the Local or District Association shall be worn round the neck and over the collar and epaulettes with the group woggle. The shape of the scarf shall be triangular with abase, and two sides, each of the two sides shall have a minimum length of 70 cm and a maximum of 80 cm.
- (iv) **Socks :** White colour.
- (v) **Footwear :** Black leather closed shoes.
- (vi) **Hair Ribbon :** Blue plain ribbon or blue plain hair band (without any design)
- (vii) **Membership Badge :** A cloth badge with blue background, with Fleur-de-lis in yellow superimposed by the Trefoil with Ashoka Chakra also in yellow in the centre shall be worn in the middle of the left sleeve.
- (viii) **Shoulder Badge :** A shoulder badge of 6 cm to 8 cm, length and 1.5 cm width with white background



and serial number and the name of the group in red letter -hall be worn on both shoulders just below the seam.

- (ix) **Six Emblem :** Every Bulbul shall wear a six emblem It shall be 4 cm. in diameter embroidered on black background with light blue border. It shall be worn above the left pocket.
- (x) **Cardigan/Blazer :** When worn it shall be black without any design. Sleeveless according to the season allowed.
- (ix) **World Guide Badge :** World Guide Badge shall be worn in the middle of the right sleeve

**Optional :**

- (i) **P. Ca** n be worn when they go for outing
- (ii) **World Brownie Badge :** May be worn on it's seam of the left pocket of the uniform.
- (ii) **Metal Badge :** A metal badge of the Bharat Scouts & Guides may be worn when not in uniform.
- (iv) **Jewellery :** No Jewellery shall be worn except those enjoined by religion or custom.

**10. Scheme for Advancement of a Bulbul :**

Pravesh Bulbul will work for Three Months before investiture as a bulbul.

- (i) A Pravesh Bulbul is eligible to become a Komal Pankh Bulbul.
- (ii) A Komal Pankh Bulbul is eligible to become a Rajat Pankh Bulbul.
- (ii) A Rajat Pankh Bulbul is eligible to become a Suvarna Pankh Bulbul.

- (iv) A Suvarna Pankh Bulbul is eligible to become a Heerak Pankh Bulbul.
- (iv) A Heerak Pankh Bulbul is eligible for Golden Arrow Award Certificate.

**Note :**

1. A girl can be invested as a Bulbul on completion of five years of age and requirement of the Pravesh test.
2. A Pravesh Bulbul will work at least for three months to qualify for Komal Pankh.
3. A Komal Pankh Bulbul will work for at least three months to qualify for Rajat Pankh.
4. A Rajat Pankh Bulbul will work for at least nine months and complete 7 years to qualify for Suvarna Pankh.
5. A Suvarna Pankh Bulbul will work for at least nine months to qualify for Heerak Pankh.
6. After gaining Suvarna Pankh, a Bulbul may win any or all the Proficiency Badges.
7. For Pravesh and Komal Pankh, the training and testing will be arranged by Flock Leader and Training Counsellor respectively.
8. From Rajat Pankh onwards and for all Proficiency Badges Training Counsellors will arrange testing.

**11. Tests for Komal Pankh :**


- (i) Know how to keep personal effects (clothes, foot wear, etc.) neat and tidy and be able to sew button on garments.
- (ii) Learn to pray before meals.



- (iii) Do daily good turn at home and at school.
  - (iv) Do knee bending and toe touching exercises regularly and maintain good health habits.
  - (v) Practise any two of the following physical activities  
(a) Balance walk, (b) throw and catch a tennis (or equivalent) ball from 3 meters, (c) hopping (d) skipping.
  - (vi) Make a collection of 10 different leaves, flowers and write the name of each in scrapbook.
  - (vii) Be able to tell time by clock.
  - (viii) Tie a Reef knot and Clove hitch and show their uses.
  - (ix) Complete **any three** of the following :
    - (a) Ride a bicycle
    - (b) Write address and affix stamps on an envelope for posting.
    - (c) Tell what to do when the flags are flown and National Anthem is sung or played.
    - (d) Find out the meaning of the Badge given at the time of Investiture.
    - (e) Use a telephone.
  - (x) Be able to sing Bulbul Prayer song and Flag Song.
  - (xi) Be able to tell the name, address etc. of the parents.
  - (xii) Attend at least 8 Flock Meetings as a Bulbul.
- Note :** On Completion of the Tests, the Pravesh Bulbul shall be awarded the Komal Pankh Badge by the Local/District Association, as the case may be on the recommendation of the Flock Leader. The Komal Pankh Badge is a cloth Badge. This is a badge with Green wings holding our Bharat Scouts & Guides Emblem in yellow in the centre on blue background

with the letters K & P superimposed on the left and right wing respectively. It shall be worn on the left pocket touching the seam of flap.

#### 12. Tests for Rajat Pankh :

- (i) Know from your parents about a few important people in your village/ locality and tell about them to the Flock Leader.
- 

**Rajat Pankh**
- (ii) Learn from your parents about the care to be taken of brittle, sharp and valuable things in the house.
  - (iii) Prepare a handicraft out of the waste material or do clay modelling.
  - (iv) Observe flowers in the garden, trees in the locality/ Mohalla and make a chart fixing 10 flowers and leaves of 10 different trees in a chart.
  - (v) Be able to preserve thing collected by you.
  - (vi) Tie a Sheet Band and a Fisherman's knot and show their uses.
  - (vii) Render First Aid for small cuts, burns and scratches.
  - (viii) Along with your Six, do a Good Turn in School/ Locality under the supervision of the Flock Leader.
  - (ix) Demonstrate **any three** of the following
    - (a) Make your own bed daily at least for a month.



(b) Know the importance of our National Flag

(c) Sow seeds and grow a plant. The growth may be recorded and reported to the Flock Leader

OR

Prepare a Bird feeder or a fountain and maintain it for two months.

(d) Draw or paint a picture of any subject of your choice

(e) Trim, fill, light and extinguish a hurricane lantern

(f) Make a handkerchief and present it to your mother

10 Follow a trail not less than half a kilometre and not exceeding one kilometre with your SixFLUAF L

11 Attend at least 8 Flock Meetings as Komal Pankh

**Note :** On completion of the test, a Komal Pankh Bulbul shall be awarded the Rajat Pankh Badge by the local or the District Association, as the case may be, on the recommendation of the Training Counsellor or examiners appointed by the Badge Committee, who arranges the testing. The Rajat Pankh Badge is cloth badge. This is a badge with white wings holding our Bharat Scouts & Guides Emblem in yellow in the centre on blue background with the letters R & P superimposed on the left and right wing respectively. It shall replace on the uniform the Komal Pankh Badge.

### 13. Tests for Suvarna Pankh

(i) Prepare and present a useful Handicraft, preferably for a disabled person in the locality.

(ii) Know the eight principle points of a compass.

(iii) Have a knowledge of village/town regrading availability of railway/bus and fire service.



Suvarana Pankh

(iv) Render First Aid for Sprains. Sings and be able to clean a wound.

(v) Participate in at least two prayer meetings during the Flock Programme

(vi) Participate in a Flock Good Turn activity by adopting a public place.

(vii) Participate successfully in at least three sense training games of different types

(viii) Go on a day Hike with your Flock.

(ix) Help a younger child in the habits of cleanliness.

(x) Qualify for one of the following Proficiency Badges (a) Guide (b) House orderly (c) observer (d) Team Player.

(xi) Know how to welcome and receive a guest.

(xii) Know the woodcraft signs and follow a marked track for one kilometre.

(xiii) Attend at least 8 Flock Meetings after qualifying for Rajat Pankh.

**Note :** On completion of the tests, a Rajat Pankh, Bulbul shall be awarded the Suvarna Pankh Badge by the Local or the District Association, as the case may be, on the recommendations of the Training Counsellor or Examiners appointed by the Badge Committee, who arranges the testing

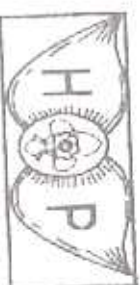
The Suvarna Pankha Badge is a cloth badge. This is a badge with golden wings holding our Bharat Scouts and Guides Emblem in yellow in the centre on blue background, with the letters S & P superimposed on the left and right wings respectively. It shall replace on the uniform the Rajat Pankh Badge.

#### 14. Tests for Heerak Pankh.

- (i) Prepare and serve cold or hot drink.
- (ii) Participate in an overnight Flock holiday.
- (iii) Participate in Flock Expedition.
- (iv) Tie the bowline, a round turn and two half hitches & their uses. Whipping, trapping on a rope & its uses.
- (v) Open a small savings account in Post office or Bank or plant at least two tree saplings in your locality and ensure their growth for at least six months.
- (vi) Participate in a religious function and describe to the Flock Leader your experiences.
- (vii) Qualify for two or more following Proficiency Badges not earned earlier
  - (a) Cyclist (b) First Aider (c) Gardener (d) World Conservation
- (viii) Observe for a month a Patrol/Company at work in the locality and discuss with the Flock leader about your impressions.

OR

Collect from the locality addressed of Guides and Hand over to the Flock Leader.



- (ix) Attend at least 8 Flock Meetings after qualifying for Suvarna Pankh.

**Note :** On Completion of the tests, a Suvarna Pankh Bulbul shall be awarded the Heerak Pankh Badge by the Local or the District Association as the case may be, on the recommendation of the Training Counsellor or Examiners appointed by the Badge Committee who arranges the testing. The Heerak Pankh Badge is a cloth Badge. This is a badge with Ruby wings holding our Bharat Scouts and Guides Emblem in yellow in the centre on blue background, with the letters H & P superimposed on the left and right wings respectively. It shall replace in the uniform the Suvarana Pankh Badge. Honouring the Heerak Pankh holder be done at State level.

#### 15. Bulbul Proficiency Badges.

- (i) A Suvarna Pankh Bulbul may earn any other or all remaining Proficiency Badges.
- (ii) The Proficiency Badges are divided into five groups as follows:

**Group - I** 1. Collector

**Character** 2. Entertainer

3. Gardener

4. Observer

5. Story Teller

**Group - II** 1. Athlete



### Health

2. Cyclist
3. Swimmer
4. Team Player

### Group - III

1. Artist
2. Home Craft
3. Needle Worker
4. Toy maker

### Group - IV

1. Cook
2. First Aider
3. Guide
4. House Orderly

### Group - V


- World Conservation Heritage Badge

(iii) The Syllabus for the Proficiency Badges is as given in the Appendix

(iv) All the Proficiency Badges shall be worn on the right arm in parallel rows

16. A Heerak Pankh Bulbul earned totally six Proficiency Badges covering minimum one Badge from each section of the Proficiency Badge Group will be awarded a special badge called "Golden Arrow". The Badge will be worn above the top right pocket of the overall.

On the recommendation of State Chief Commissioner, National Commissioner who is the final authority to grant the Golden Arrow Badge and Certificate shall issue from time to time suitable directives in respect of Golden Arrow Badge. State Association will organise a re-test camp under the supervision of State Organising Commissioner (G)



### 17. Camps for Bulbuls :

- (i) Only a Bulbul who has earned Komal Pankh Badge and who has completed eight years of age is eligible to attend a camp.
- (ii) A Bulbul Flock Camp must not last for more than two nights.
- (iii) A Bulbul Flock camp shall be conducted in a permanent shelter with ample safety measures.
- (iv) No Bulbul shall camp except with the permission of the parent or guardian.
- (v) A Bulbul shall not camp with Guides
- (vi) A Bulbul not in good health is not eligible to attend Camp Hike
- (vii) A Bulbul camp shall be held outside the respective state, except with the written permission of the State Commissioner.
- (viii) There shall be not less than two adult leaders for a Bulbul Camp; there may be one Adult Leader for every SIX Bulbuls in a camp.
- (ix) No Flock Leader or Assistant Flock Leader shall conduct a Bulbul CAMP without the previous written permission of the concerned District commissioner.

**CHAPTER - II**  
**GUIDE SECTION**

1. **Guide** : A girl who is a citizen of India and who was completed 10 years, but not 17 years of age is eligible to become a Guide. Provided she subscribes to the Guide Promise and the Guide Law and becomes a member of Guide Company. If she continues to be in the school, be allowed to remain in the unit till she is 18 years of age

2. **Guide Company** :

(i) A Guide Company shall consist of not less than 12 but not more than 32 Guides

(ii) A Guide company shall be a unit of a Group of Bulbul Flock, Guide Company and Ranger Team provided, however, where there is no such group, a Guide Company shall be treated as a Group.

(iii) Every Guide Company shall be registered.

(iv) Every Guide Company shall have a name, where the Guide Company is a unit of a group, it shall take the name of the Group; the Group may be named after the locality, the institution or any past heroine of India; every Group shall also have a serial number assigned by the Local or the District Association, as the case may be

3. **The Guide Captain and the assistant Guide Captain** :

(i) There shall be a Guide Captain for each Guide Company. There may be one or more Asstt. Guide Captains for a Guide Company.

(ii) The Guide Captain and the Assistant Guide Captain shall function subject to the general Supervision of the Group Leader where there is a Group. The Guide Captain shall be responsible for the management of the affairs of the Guide Company; she shall, however, delegate matters of discipline, administration and finance to the Court of Honour. The Asstt. Guide Captain shall assist the Guide Captain.

(iii) The Guide Captain and the Assistant Guide Captain shall be appointed by the State Chief Commissioner in consultation with the concerned State Commissioner on the Recommendation of the Local or District Association, as the case may be, and the concerned District Commissioner.

(iv) On appointment, the Guide Captain and the Asstt. Guide Captain shall be issued each with Warrant.

4. **Qualification for the Guide Captain and the Asstt. Guide Captain.**

(i) (a) A person who has completed 21 years of age is eligible for appointment as Guide Captain.

(b) A person who has completed 18 years of age shall be eligible for appointment as an Asstt. Guide Captain.

(ii) She must possess the matriculation or an equivalent Certificate, provided, however, in exceptional cases exemption from the said educational qualification may be granted by the State Chief Commissioner on the recommendation of the concerned Distt Commissioner.



- (iii) She must be a person of good character, conduct and antecedents.
  - (iv) She must have a knowledge of the Guide Movement and its methods, in particular an appreciation of its religious and moral basis and the A.P.R.O. in its application to her work.
  - (v) She must be a person with special aptitude to deal with young girls.
  - (vi) She must have satisfactorily completed a period of training prescribed by the National Association.
- 5. Uniform for the Guide Captain and the Assistant Guide Captain.**
- (a) COMPULSORY**
- (i) The Guide Captain and the Assistant Guide Leader Shall wear uniform as follows :

**Salwar, Kameez and Dupatta :** A white Salwar and white Kameez of plain non-transparent material. The length of the Kameez shall be upto the knees. The Kameez shall have two patch pockets and two side pockets, half sleeves 8 cm. above the elbow with turned up and stitched down cuffs, 4 cm. wide, open sports collar with epaulettes on both shoulders. The salwar and Kameez shall not be tight-fitted. The Dupatta shall be deep sky-blue in colour, made of plain non-transparent material.

**OR**

**Midi Skirt and Blouse :** Midi skirt in deep sky blue colour made of plain non-transparent material with side pockets and a slit at the back. The length of the skirt will be up to the half distance between knee and ankle. A white blouse of plain non-transparent material with two patch pockets, half sleeves 8 cm.

above the elbow with turned up and stitched down cuffs 4 cm. wide, open sports collar with epaulettes on both the shoulders. The length of the blouse shall be 8 cm. below the waistline. The blouse shall not be tight fitted.

**OR**

- Saree and Blouse :** Deep sky-blue Saree made of plain non-transparent material and a white blouse of plain non-transparent material with two patch pockets, half sleeves 8 cm. above the elbow with turned up and stitched down cuffs, 4 cm. wide open sports collar with epaulettes on both the shoulders. The length of the blouse shall be 8 cm. below the waistline. The blouse shall not be tight fitted.
- (ii) **Belt :** Brown nylex belt with the official Brass buckle of the Bharat Scouts & Guides supplied by the National Association.
  - (iii) **Scarf :** A scarf of the group colour and pattern other than green, purple and yellow as approved by the Local or District Association shall be worn round the neck over the collar and epaulettes with the group woggle. The shape of the scarf shall be triangular with a base and two sides, each of the two sides shall have a minimum length of 70 cm. and a maximum of 80 cm.
  - (iv) **Socks :** Camel Colour.
  - (v) **Footwear :** Black leather or Black canvas closed shoes or Black sandies without heels may be allowed on medical ground.
  - (vi) **Hair Style :** Hair locks (Juda) or hairs should be tied with black clip/ band (only for short hair).
  - (vii) **Membership Badge :** A cloth badge with green background with Fleur-de-lis in yellow superimposed by the Trefoil with Ashoka Chakra also in yellow in the centre shall be worn in the middle of the left sleeve.
  - (viii) **Shoulder Badge :** A shoulder badge of 5 to 8 cm length

and 1.5 cm width with white background and serial number and the name of the group in red letters shall be worn on both the shoulders just below the seam.

(ix) **World Guide Badge** : World Guide Badge shall be worn in the middle of the right sleeve

(x) **Cardigan / Blazer** : When worn, it shall be black without any design. Sleeveless according to the season allowed

(xi) The name plate containing National Flag and name of the Bharat Scouts & Guides shall be put on the right side of blouse just above the seam of right pocket

**(b) OPTIONAL**

(i) **Rank Badge** : The badges for the Guide Captain and the Asstt. Guide Captain shall be in white metal with the Bharat Scouts & Guides emblem on it in different colours as follows:

(a) The badge for the Guide Captain shall be green in colour with green border and shall be worn above the seam of the pocket not covered by Saree.

(b) The badge for the Assistant Guide Captain shall be green in colour with red border and shall be worn as stated in (a) above

(ii) **Camp Uniform** : Dark blue Salwar, dark blue Kammeez with the same pattern as mentioned above and dark blue dupatta.

**6. Uniform for Sea Guide Captain and Assistant Sea Guide Captain.**

The Sea Guide Captain and Assistant Sea Guide Captain shall wear uniform as for a Guide Captain and Assistant Guide Captain respectively. She shall also wear the Sea Guide Badge on the right pocket.

**7. Uniform for Air Guide Captain and Assistant Air Guide Captain.**

The Air Guide Captain and Assistant Air Guide Captain shall wear uniform as for a Guide Captain and Assistant Guide Captain respectively. She shall also wear the Air Guide Badge on the right pocket.

**8. The Patrol System :**

(i) A company shall be divided into Patrols. Each Patrol will have Patrol Corner, Patrol Song, Patrol Yell, Patrol Sign, Patrol Flag.

(ii) Each Patrol may consist of six to eight guides inclusive the Patrol Leader and the Second.

(iii) Each Patrol shall bear the name of a flower chosen in consultation with the Patrol-in-Council and every member of the Patrol shall wear the emblem of the Patrol on the uniform.

(iv) **Company Leader** : One of the Patrol Leaders, with not less than 6 months service as a Patrol Leader, with Dwitya Sopan Badge, may be appointed as Company Leader by the Guide Captain in consultation with the Court of Honour. She shall wear the Guide uniform and in addition Two Green Armlets each 1.5 cm wide, stitched over the cuff of the left sleeves, each 1 cm a part and Company Leader's Badge with its base 4 cms. Above the left pocket. She offers active assistance to the Guide Captain and Assistant Guide Captain and take charge of the unit in the absence of the Adult Unit Leaders.

**Company Leader's Badge** is a rectangular Badge with Emblem in yellow on green background with a yellow ring round it and three vertical stripes to the left of the emblem.



(v) **Assistant Company Leader** : One of the Patrol Leaders with not less than 6 months





service as a Patrol Leader, with Dwitya Soren Badge may be appointed as Assistant Company Leader by the Guide Captain in consultation with the Court of Honour. She shall wear the Guide Uniform and in addition two green armlets each 1.5 cm wide stitched over the cuff of the left sleeve. Each 1 cm apart and Assst. Company Leader's Badge with its base 4 cms. Above the left pocket. The Assistant Company Leader assists the Company Leader as directed. Assistant Company Leader's Badge is a rectangular Badge with emblem and ring around it in green colour and three green vertical stripes to the left of the emblem.

(vi) **Patrol Leader :** There shall be a Patrol Leader for each Patrol. Patrol leader is a Guide appointed as a Patrol Leader by the Guide Captain in consultation with the Court of Honour and the concerned Patrol to lead a Patrol of Guides. She shall wear the Guide uniform and in addition two green armlets each 1.5 cm wide stitched over the cuff of the left sleeve each 1 cm. apart

(vii) **Second :** There shall be a Second for each Patrol. A Second is a Guide selected by the Patrol Leader with the approval of the Guide Captain and the Court of Honour. She shall assist the Patrol Leader and take her place in her absence. She shall wear the Guide Uniform and in addition one green armlet 1.5 cm wide stitched over the cuff of the left sleeve 1 cm. above the lower edge

(viii) **Court of Honour :** There shall be a Court of Honour for every Company. The Court of Honour shall consist of the Company Leader, Assistant Company Leader and the Patrol Leaders. Seconds may be admitted

as members of the Court of Honour, except when matters of discipline are dealt with. The Company Leader, Assistant Company Leader or one of the Patrol Leader elected shall function as Secretary. The Court of Honour shall plan activities and deal with the internal matters of the Company and also matters of finance and discipline. The Guide Captain and the Assistant Guide Captain shall act as advisers.

(ix) **Patrol-in-Council :** There shall be a Patrol in Council for every patrol; the Patrol in Council shall consist of the members of the Patrol ; the Patrol Leader shall be the Chairman; the Patrol-in-Council shall deal with all affairs of the Patrol.

#### 9. The Guide :

(i) A girl who is a citizen of India and who has completed 10 years but not completed 17 years of age, is eligible to be enlisted as a recruit.

(ii) A recruit shall complete the Pravesh requirements and will work for three months to the satisfaction of the Guide Captain before being invested as a Guide

(iii) **Pravesh Requirements :**

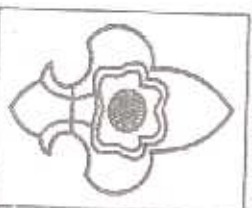
(a) Have a brief information of the origin of guiding.

(b) Guide Promise and Law.

(c) Guide Motto, Sign, Salute and left hand shake

(d) Daily Good Turn at home and maintain a diary atleast for a month.

(e) Know the parts of guide Uniform and how to wear it.



- (f) Know the composition and significance of the National Flag, Bharat Scouts & Guides Flag and world Guide Flag.
- (g) Sing correctly the National Anthem.
- (h) Sing correctly Prayer Song and Flag Song.
- (i) Attend atleast four Company meetings.
- (iv) She then makes the Guide Promise to the Guide Captain and is invested as a Guide. She is eligible to wear the Guide Uniform and the membership badge.

The Membership Badge is a cloth badge with green background with fleur-de-lis in yellow superimposed by the Trefoil with Ashoka Chakra also in yellow in the centre. Membership badge is worn in the middle of the left sleeve. The membership badge shall be issued by the Local or the District Association, of the Guide Captain.

**Note :**

- (a) Guides should be given opportunity so that they acquire the habit of doing at least one Good Turn every day.
- (b) **The Promise for the Guide is**  
*"On my honour, I promise that I will do my best to do my duty to 'God' and my country, to help other people and to obey the Guide law.*  
*The word "Dharam" may be substituted for the word 'God' if so desired.*
- (c) **The Law for the Guide is**
  - (i) A Guide is trustworthy.
  - (ii) A Guide is loyal.
  - (iii) A Guide is a friend to all and a sister to every other Guide.

- (iv) A Guide is courteous.
- (v) A Guide is a friend to animals and lower natures.
- (vi) A Guide is disciplined and helps protect public property.
- (vii) A Guide is Courageous.
- (viii) A Guide is thrifty.
- (ix) A Guide is pure in thought, word and deed.

(d) **Motto :** The Motto of the Guide is "Be prepared". This has to be achieved by being physically strong, mentally awake and morally straight.

(e) **Sign :** The Guide sign is given by raising the right hand in level with the shoulder, palm to the front with three fingers stretched together and the thumb closing on the little finger.

(f) **Salute :** The Guide Salute is given by raising the right arm smartly to the level of the shoulder, palm to the front, with the three fingers stretched together, the first touching the forehead and the thumb closing on the little finger. After the salute the arm is smartly brought down.

**10. Guide Uniform : A Guide shall wear Uniform as given below :**

- (a) **Compulsory :**
  - (i) **An Overall :** Deep sky blue overall made of plain non-transparent material with two top patch pockets and two side pockets from under side, half sleeves 8 cm. above the elbow with turned up and stitched down cuffs 4 cm. wide and open sports collar with epaulettes on both shoulders. The overall shall not be tight-fitted.



OR

**Salwar, Kameez and Dupatta :** Deep sky blue Salwar, Light blue Kameez of plain non-transparent material. The length of the Kameez shall be upto knees. The Kameez shall have two patch pockets, two side pockets and half sleeves 8 cm. above the elbow turned up and stitched down cuffs 4 cm. wide open sports collar with epaulettes on both shoulders. The Salwar and Kameez shall not be tight-fitted. The Dupatta shall be deep sky-blue in colour made in plain non-transparent material.

**Midi Skirt and Blouse :** Midi in deep sky-blue made of plain non-transparent material with side pockets and a slit at the back. The length of the skirt will be up to the half distance between knee and ankle. A white blouse of plain non-transparent material with two patch pockets half sleeves 8 cm. above the elbow with turned up and stitched down cuffs 4 cm. wide, open sports collar with epaulettes on both the shoulders. The length of the blouse shall be 8 cm. below the waistline. The skirt and blouse shall not be tight-fitted.

(ii) **Belt :** Brown nylon belt with the official Brass buckle of the Bharat Scouts & Guides supplied by the National Association.

(iii) **Scarf :** A scarf of the group colour and pattern other than green, purple and yellow as approved by the Local or District Association shall be worn round the neck and over the collar and epaulettes with the group woggle. The shape of the scarf shall be triangular with a base and two sides each of the two sides shall have a minimum length of 70 cm. and maximum of 80 cm.

(iv) **Socks :** White Colour.

(v) **Footwear :** Black leather or Black canvas closed shoes.

(vi) **Hair Ribbon :** Black plain ribbon or black plain hair band (without any design).

(vii) **Membership Badge :** A cloth badge with green background with Fleur-de-lis in yellow Superimposed by the Trefoil with Ashoka Chakra also in yellow in the centre shall be worn in the middle of the left sleeve.

(viii) **Shoulder Badge :** A shoulder badge of 6 cm. to 8 cm. length and 1.5 cm. width with white background and serial number and the name of the group in red letters shall be worn on both shoulders just below the seam.

(ix) **World Guide Badge :** World Guide Badge shall be worn in the middle of the right sleeve.

(x) **Patrol Emblem :** Every Guide shall wear Patrol emblem. It shall be embroidered on black background with green border, 4 cm. in diameter. It shall be worn above the left pocket.

(xi) **Cardigan :** When worn it shall be black without any design. Sleeveless according to the season allowed.

(xii) **Sash :** Deep sky blue Sash with 10 cm. width should be worn on left shoulder across the chest so that the lower end of the sash will come up to just below the hip level on the right with Proficiency Badges earned in accordance to the girls programme in the ascending order.

(b) **OPTIONAL**

(i) **Camp Uniform :** Dark blue salwar, dark blue Kameez with the same pattern as mentioned above and dark blue dupatta.

(ii) **During Outing and Hiking :** Dark blue Jeans, T-Shirt and P. Cap supplied by the National Association may be worn.

(iii) P. Cap can be worn when they go on outing.

- (v) A black pouch shall be worn : The Pouch shall not be worn at the time of the Ceremony.
- (vi) **Metal Badge** : A metal badge of the Bharat Scouts & Guides may be worn when not in uniform.
- (vii) **Lanyard and Whistle** : White lanyard with a whistle may be worn round the neck.
- (viii) **Jewellery** : No jewelry shall be worn except those enjoined by religion or custom.
- 11 **Uniform for Sea Guide** : A Sea Guide shall wear the uniform as for a Guide. She shall also wear Sea Guide Badge above the right pocket.
- 12 **Uniform for Air Guide** : An Air Guide shall wear uniform as for a Guide. She shall also wear the Air Guide Badge above the right pocket.
13. **Scheme for Advancement of a Guide** :
- (i) A Pravesh Guide is eligible to become a Pratham Sopan Guide.
- (ii) A Pratham Sopan Guide is eligible to become a Dwitya Sopan Guide.
- (iii) A Dwitya Sopan Guide is eligible to become a Tritiya Sopan Guide.
- (iv) A Tritiya Sopan Guide is eligible to become a Rajya Puraskar Guide.
- (v) A Rajya Puraskar Guide is eligible to become a Rashtrapati Guide.
- (vi) (a) Having worked for at least 3 months and attended 4 company meetings a girl can be invested as a guide on completion of Pravesh Test.
- (b) A Pravesh Guide will work at least for 6 months to qualify for Pratham Sopan.

- (c) A Pratham Sopan Guide will work a **nine months** to qualify for Dwitya Sopan Guide.
- (d) A Dwitya Sopan Guide will work atleast **months** to qualify for Tritiya Sopan Guide.
- (e) A Tritiya Sopan Guide will work atleast **months** to qualify for Rajya Puraskar Guide on completion of 13 years of age.
- (f) A Rajya Puraskar Guide will work at **twelve months** to qualify for Rashtrapati Award.
- (vii) (a) A Guide is eligible to earn **SIX** Proficiency Badges in all after Tritiya Sopan stage if she will be eligible to wear a **BLUE** Cord in addition to Tritiya Sopan Badge.
- (b) A Guide is eligible to earn **TEN** Proficiency Badges in all after Rajya Puraskar stage if she will be eligible to wear a **GREEN** Cord in addition to Rajya Puraskar Badge.
- (c) As acquiring Rashtrapati Guide Award is the end of Guide Training, a guide should be encouraged to work for Proficiency Badges after earning Rashtrapati Guide Award. A Guide can be eligible for **Gold Cord** if she has earned **EIGHTEEN** Proficiency Badges. A Blue Cord worn on the right shoulder extending to the top of right pocket. A green cord worn on the left shoulder extending to the top of right pocket. A gold cord will be worn in place of Blue Cord when qualified for, will be worn in place of Green Cord.

**Note** : Unless a Guide Completes the age of thirteen she will not be eligible for appearing/receiving the Puraskar Award.




- (iv) A black pouch shall be worn : The Pouch shall not be worn at the time of the Ceremony.
  - (v) Metal Badge : A metal badge of the Bharat Scouts & Guides may be worn when not in uniform.
  - (vi) Lanyard and Whistle : White lanyard with a whistle may be worn round the neck.
  - (vii) Jewellery : No jewelry shall be worn except those enjoined by religion or custom.
11. Uniform for Sea Guide : A Sea Guide shall wear the uniform as for a Guide. She shall also wear Sea Guide Badge above the right pocket.
12. Uniform for Air Guide : An Air Guide shall wear uniform as for a Guide. She shall also wear the Air Guide Badge above the right pocket.
13. Scheme for Advancement of a Guide :
- (i) A Pravesh Guide is eligible to become a Pratham Sopan Guide.
  - (ii) A Pratham Sopan Guide is eligible to become a Dwitiya Sopan Guide.
  - (iii) A Dwitiya Sopan Guide is eligible to become a Titiya Sopan Guide.
  - (iv) A Titiya Sopan Guide is eligible to become a Rajya Puraskar Guide.
  - (v) A Rajya Puraskar Guide is eligible to become a Rashtropati Guide.
  - (vi) (a) Having worked for at least 3 months and attended 4 company meetings a girl can be invested as a guide on completion of Pravesh Test.
  - (b) A Pravesh Guide will work at least for 6 months to qualify for Pratham Sopan.

- (c) A Pratham Sopan Guide will work atleast for nine months to qualify for Dwitiya Sopan
  - (d) A Dwitiya Sopan Guide will work atleast for nine months to qualify for Titiya Sopan.
  - (e) A Titiya Sopan Guide will work atleast for nine months to qualify for Rajya Puraskar Award on completion of 13 years of age.
  - (f) A Rajya Puraskar Guide will work atleast for twelve months to qualify for Rashtropati Guide Award.
  - (vii) (a) A Guide is eligible to earn SIX Proficiency badges in all after Titiya Sopan stage for which she will be eligible to wear a BLUE CORD in addition to Titiya Sopan Badge.
  - (b) A Guide is eligible to earn TEN Proficiency Badges in all after Rajya Puraskar stage for which she will be eligible to wear a Green Cord in addition to Rajya Puraskar Badge.
  - (c) As acquiring Rashtropati Guide Award is not the end of Guide Training, a guide should be encouraged to work for Proficiency Badges. A Guide after earning Rashtropati Guide Award can be eligible for Gold Cord if she adds EIGHTEEN Proficiency Badges. A Blue cord is worn on the right shoulder extending the cord to the top of right pocket. A green cord when qualified for will be worn in place of blue cord. A gold cord when qualified for, will be worn in place of Green Cord.
- Note : Unless a Guide Completes the age of thirteen years, she will not be eligible for appearing/receiving the Rajya Puraskar Award.

#### 14. Tests for Pratham Sopan :

- (i) Learn about your Patrol its Flag, Yell or Song and Corner.
- (ii) **Know general rules of health : Practice BP's six exercise or six asanas or Surya Namaskar.**
- (iii) Whip the ends of a rope
- (iv) Learn Wood Craft signs and follow a track
- (v) Tie and show uses of Reef Knot Sheet-Bend, Clove Hitch, Sheep Shank and Round turn and two half hitches, Bowline and fisherman knot
- (vi) Learn and Practise hand and whistle signals.
- (vii) Practise orderly movements and simple drill for smartness.
- (viii) Know the contents of the First Aid Box.  
Demonstrate the use of Roller Bandages and triangular bandages and triangular suspension Sling, Render First-Aid for cuts and scratches.
- (ix) Participate in two patrol/ Company outdoor meetings or Patrol/Company day hike.
- (x) Make a gadget or a handicraft useful at home
- (xi) Undertake household responsibility like cooking, water storage, cleanliness with the help of your parents for a week
- (xii) Participate in any two of the following activities :
  - (a) Undertake a nature study project in consultation with your Patrol Leader and submit the report within 10 days.



- (b) Discuss with your Guide Captain and render some service involving any one of the points of Guide Law and submit a report to your Guide Captain within a week.
- (c) Visit a village Panchayat Samiti/Block Development office and learn about the services rendered by one such public organisation and submit a report to your Guide Captain within 10 days.

(xiii) Serve as a Pravesh Guide for atleast six months.

#### SEA GUIDE

In addition to the above tests, a Sea Guide will have to qualify for the following :

- (a) Have a General Knowledge of Sea Guiding.
- (b) Know about water safety precautions.
- (c) Get over fear in water

#### AIR GUIDE

In addition to Pratham Sopan tests, an Air Guide will have to qualify for the following :

- (a) Have General knowledge of Air Guiding.
- (b) Collect Photographs/Pictures of atleast ten different types of Aircraft.
- (c) Have General knowledge of our Air Force, its Ranks, Badges and Flag.
- (d) Recognise atleast ten types of Air Crafts used by the Air Force/Civil Aviations in the country.
- (e) Prepare a log of the Aircrafts seen during the period fixed by the Guide Captain.




**Note :**

(i) On the successful completion of the Pratham Sopan tests the Guide shall be issued the Pratham Sopan Badge by the Local or the District Association as the case may be, on the recommendation of the Guide Captain who acts as the examiner.

(ii) The Pratham Sopan Badge is a scroll with the words : BE PREPARED TAYYAR in Devanagari Script it shall be worn below the Pravesh Badge.

**15. Tests for Dwitya Sopan :**

(i) **Pioneering :** Tie and show uses of Timber Hitch, Rolling Hitch, Marline/Lever Hitch, Figure of eight knot, Sheer, Square and diagonal lashings, Demonstrate the use of Four simple Camp tools



(ii) **Fire**

(a) Lay and light a Wood fire in the open with not more than two match sticks, and clean and light a kerosene/gas stove.

(b) Demonstrate **any three** of the following :

- (i) Safety-Precautions with regard to fire.
- (ii) Bucket-Chain method of putting out fire.
- (iii) How to tackle dry grass fire.
- (iv) Precaution in case of gas leak.

(iii) **Cooking :** Cook in the open, two simple dishes enough for two persons and make tea/coffee for one Patrol over wood fire or stove.

**(iv) Compass**

- (a) Demonstrate the practical use of compass know the sixteen points.
- (b) Be able to find the North by atleast constellation at night time.
- (c) Have knowledge of paces, bearing sketches.

**(v) First Aid :**

- (a) Demonstrate St. John's sling.
- (b) Improvised stretchers.
- (c) Throw life line for 10 metres.
- (d) Render First Aid for burns and scalds, sprains and bleeding from nose.
- (e) Demonstrate Cuff and collar sling.

(vi) Satisfy your Guide Captain that your behaviour at school is good

(vii) **Estimation :** With the help of improvised apparatus estimate two distances/width of not more than 100 metres.

(viii) Participate in a Company **wide game**.

(ix) Participate in Company/Patrol sustained a organised by Guide Captain for a month in community making use of Guide skills.

(x) Know and demonstrate Semaphore, or N.S. Signalling by anyone of the methods. Flag Buzzer.

(xi) Participate in four prayer meetings in your Community.

(xii) Qualify for **one** of the following Proficiency Badges

- (i) Cook (ii) Debator (iii) Friend to Animals

- (iv) Gardener (v) Handy woman (vi) Cyclists
- (vii) Laundress.

(xiii) Complete any two of the following and prepare a log book :

- (a) Collect information on our Heritage and culture
- (b) Undertake a Development project in your school with your Patrol in consultation with the head of the Institution.
- (c) Participate in a social service camp.
- (d) Serve in community fair or Mela
- (e) Discuss with your parents and neighbours about a pollution problem in your locality and make a report of it.
- (xiv) Serve as Pratham Sopan Guide for atleast Nine months.

#### SEA GUIDE

In addition to the above tests, a Sea Guide will have to qualify for the following :

- (i) Learn Swimming.
- (ii) Have in general, knowledge about boat, sail an oar and an anchor.
- (iii) Learn about Dos & DON'Ts in a boat
- (iv) Learn to perform artificial respiration.

#### AIR GUIDE

In addition to the Dwitiya Sopan tests given above, an Air Guide will have to qualify for the following :

- (i) Know about the history or Air Force in the Country.

- (ii) Know about the marking on the Aircraft both Civil and Military.
- (iii) Have in general knowledge of an Aircraft and its main parts.
- (iv) Have knowledge of an Airfield or an Aerodrome.
- (v) Have in general knowledge of flying procedures (take off, landing, banking etc.)

Note :

- (i) On the successful completion of the tests for Dwitiya Sopan Badge to the satisfaction of independent examiners arranged by the Training Counsellors and appointed by the Badge Committee of the Local or district Association as the case may be on the basis of the certificates issued by the examiners, the Guides shall be issued the Dwitiya Sopan Badge.

- (ii) The Dwitiya Sopan Badge Consists of the Bharat Scouts & Guides Emblem with scroll "TAYYAR" in Devanagari script under it.

- (iii) The Dwitiya Sopan Badge shall be worn on the left sleeve in place of Pratham Sopan Badge.

#### 16. Tests for Tritiya Sopan :

- (i) **Campcraft : Demonstrate**
  - (a) **Whipling** : A method other than the one done in Pratham Sopan.
  - (b) Draw Hitch, Fireman's Chair Knot, Manharness knot and Splicing Eye or Back or Short.





- (c) Pitching, Stricking and **Packing** a tent or improvising a shelter enough for two persons to sleep in.
- (d) A Trestle and a Rope ladder with the help of another Guide.

**(ii) Swimming**

- (a) Swim 50 metres.
- (b) Know the safety rules of swimming and
- (c) Know how to deal with cramps.

OR

Earn ONE of the following Proficiency Badges.

- (a) Alhelle (b) Climber (c) Gymnast (e) Hiker (f) Yoga (g) Games leader.

**(iii) Estimation :**

- (a) Estimate any given two heights, depths not more than 30 metres
- (b) Two weights not more than 2 kg. and
- (c) Two different types of things in numbers.

**(iv) First Aid**

- (a) Treat for shock, fainting, choking.
  - (b) Deal with simple fracture of arm, collar bone and jaw fracture.
  - (c) First Aid for drowned person and electric shock.
  - (d) Demonstrate mouth-to-mouth resuscitation.
- (v) Mapping**
- (a) Map Reading-Knowledge of Scale, Conventional signs, contours and grid references. Be able to

read a tourist map or Survey of India Map and follow a given route or lead a person.

- (b) Map making by Triangulation, Plane Table and Road Traverse Method

**(vi) Pioneering :**

- (a) Demonstrate the use of knives, hand axes and their safety rule.
- (b) Build two Patrol Pioneering Projects and demonstrate their uses.

- (vii) Participate in an overnight camp of the company.

- (viii) Undertake with another guide a Cycle Hike for 10 kilometres or hike on foot for 6 kms. and submit a report to the Guide Captain within 10 days.

- (ix) **Cooking :** Cook in the open, meals enough for four person.

- (x) Plan and participate in a Patrol Expedition.

- (xi) Participate in a night game.

- (xii) **Signalling :** Send and receive message through Morse Code or Semaphore containing atleast 25 words in seven minutes.

- (xiii) Qualify for any two of the following Proficiency Badges. One from each group (not earned earlier).

- Group - A :** (i) Civil Defence (ii) Pioneer (iii) Community Worker (iv) World Conservation (v) Safety knowledge (vi) Self Defence.

- Group - B :** (i) Book Binder (ii) Citizen (iii) Naturalist (iv) Path Finder.

(xiv) Complete anyone of the following and prepare a Log Book

- (a) Talk on National Integration to your group.
- (b) Talk in your Guide Company Campfire or tell a story.
- (xv) Talk on 'Guiding in India'
- (xvi) Serve as Dwitiya Sopan Guide for atleast nine months.

#### SEA GUIDE

In addition to Tritiya Sopan tests given above, a Sea Guide will

- (i) Swim thirty metres
- (ii) Learn to dive
- (iii) Have knowledge of different types of boats oars and sails and anchors.
- (iv) Learn Signalling by Semaphore Method.
- (v) Know any three constellations to find directions.

#### AIR GUIDE

In additions to Tritiya Sopan tests given above, an Air Guide will have to qualify for following :

- (i) Know the history of flying
- (ii) know the theory of flight.
- (iii) Know about the Flight safety procedures.
- (iv) Have in general knowledge about Civil Aviation National and International Airways/Lines.

#### Note :

- (i) On the successful completion of the tests for Tritiya Sopan Badge to the satisfaction of independent examiners arranged by the Training Counsellors and appointed by

the Badge Committee of the Local or District Association as the case may be, on the basis of the certificate issued by the examiners, the Guide shall be issued the Tritiya Sopan Badge.

- (ii) The Tritiya Sopan Badge consists of the Emblem of the Bharat Scouts and Guides and scroll as for Dwitiya Sopan Badge surrounded by a laurel.
- (iii) The Tritiya Sopan Badge shall be worn on the left sleeve in th place of Dwitiya Sopan Badge.

**Note :** A Tritiya Sopan Guide will work at least nine months to qualify Rajya Puraskar Award testing camp on completion of 13 years of age.

#### 17. Tests for Rajya Puraskar

- (i) Hold Tritiya Sopan Badge and earn any two of the Proficiency Badge from among the given below not earned earlier.
  - (a) Child Nurse.
  - (b) Community Worker
  - (c) Ecologist.
  - (d) Leprosy Control.
  - (e) Literacy.
  - (f) Sanitation Promoter.
- (ii) Earn anyone of the Proficiency Badges from each of the two groups.

**Group - A :** Camper, Signaller, Electronics and Tailor.

**Group - B :** Public Health, Sick Nurse, Health, Nutrition Educator.





**Note :**

- (i) This award including the badge shall be the property of the State Association and shall be surrendered on demand by appropriate authority.
- (ii) Rajya Puraskar is awarded by the Governor/Patron of the State Association.

**SEA GUIDE :**

In addition to above tests, a Sea Guide will have to qualify for the following :

- (i) Swim fifty metres by back stroke and by one other stroke.
- (ii) Dive and remain under surface for some time (1 min )
- (iii) Learn rescue methods of saving a drowning person.
- (iv) Send and receive simple words by Semaphore Method.
- (v) Know about the National Flags for neighbouring countries
- (vi) Know atleast three navigational stars.

**AIR GUIDE :**

In addition to Rajya Puraskar tests given above an Air Guide will have to qualify for the following.

- (i) Make atleast two dummy Aero-models or different types of Aircrafts
- (ii) Know about Air Field, Signal modes.
- (iii) Plan and prepare a model of an Air field.
- (iv) Make on a national map the Air-Fields/Aerodromes in the country.

**Note :**

- (i) The Rajya Puraskar Badge consists of the emblem of the Bharat Scouts and Guides at the bottom, the Ashoka Chakra at the top, and the word 'SEVA' in Devanagari script in the centre surrounded by a laurel.
- (ii) The badge is issued on the basis of certificate issued by independent examiners appointed by the Local/District Badge Committee.
- (iii) Guide who has already earned the qualifying badges, will have to attend Rajya Puraskar Testing Camp organised by the State Association under the supervision of the State Organising Commissioner Guide where the knowledge and the skills of the Guides will be retested. After being qualified in the Testing Camp, the Guide will be eligible for the award of Rajaya Puraskar Badge and Certificate

- (iv) The Rajaya Puraskar Badge shall be worn in place of Triitya Sopan Badge.
- (v) The State Chief Commissioner who is the final authority to grant Rajya Puraskar Badge shall issue, from time to time, suitable directives in respect of Badge, tests and ensure the adequacy of knowledge and skills upto Triitya Sopan Badge.

**18. Rashtrapati Guide Award.**

- A. (i) The President of the Indian Union who is the Chief Patron of the Bharat Scouts and Guides, has been graciously pleased to authorise the issue of a special certificate to a Guide who earns the Rashtrapati Guide Award and has completed 14 years of age, after serving as a Rajya Puraskar Guide for at least twelve months.  
A Guide Captain / Assistant Guide Captain will recommend only upto 25% Guides of the total census of the Unit (not exceeding 32) for Rashtrapati Award in a year. Special cases could be recommended by District Chief Commissioner subject to maximum of 30 % in a year.

(ii) The Guide Captain who is advanced trained shall inform the National Headquarters through proper channel on a registration form available from the State Headquarters that Rajya Puraskar Guide is completing requirements of Rashtrapati Guide Award. The Guide shall record her attainments for Rashtrapati Guide Award on the said form and submit the same to the National Headquarters through proper channel. In the absence of Guide Captain in exceptional cases, Assistant Guide Captain who is advanced trained will be competent to make recommendations.

(iii) The Rashtrapati Guide Award Certificates are presented at a formal ceremony by the President of India on the advice from the National Commissioner. The National Commissioner who is the final Authority to grant Rashtrapati Guide Award shall issue from time to time suitable directions in respect of badge, tests, service, etc. and ensure the adequacy of knowledge and skills upto Tritiya Sopan and Rajya Puraskar Badge.


(iv) The Rashtrapati Guide Award shall be worn on the left sleeve below the Ambulance badge, surrounded by Proficiency Badges which qualify for the same.

#### B Tests for Rashtrapati Guide Award.

(i) Hold Rajya Puraskar.

(ii) **Camping :**

(a) Camp for Atleast three nights consecutively with her Company/Patrol or with another guide in the open. (Organised gathering like Rallies, Jamborees etc. are not to be counted for it).



(b) Know the uses of the following hand saw, chopper, hammer, handaxe, knife and wedges.

(c) Be able to improvise either a shelter or a hut or a machan with available natural material for two persons to sleep in.

(iii) Hold Ambulance Badge.

(iv) **Quality for any two of the following Proficiency Badges, one from each group not earned earlier.**

**Group - A :** (i) Basket Worker (ii) Electronics (iii) Entertainer (iv) Musician (v) Tailor.

**Group - B :** (i) Home Maker (ii) Journalist (iii) Pathfinder (iv) Rural Worker.

(v) Participate in a Service project to community not less than thirty six hours spread over atleast for two months and must work atleast one day in a week under Prime Minister Shield Competition Scheme. Prepare a diary for the work done and submit it to the Court of Honour week after week.

(vi) Undertake a Hike on foot for 8 km along with other guide or a cycle hike for 15 km and the hike report should be submitted to the Guide Captain within three days after completion of the hike.

(vii) Participate in a sustained community development project on health, or on conservation of literacy or small saving scheme atleast for 6 months under Prime Minister Shield Competition Scheme.

(viii) Under the guidelines of the Guide Company Teach games for younger children for 15 days.

OR

Show interior decoration and fancy cooking.



(ix) Serve as Rajya Puraskar Guide at least for one year/ twelve months

**Note :**

- (i) Rashtrapati Guide Award is awarded by the President of India.
- (ii) This award including the badge will be the property of the National Association and shall be surrendered on demand by appropriate authority.
- (iii) Rajya Puraskar Guide who had already earned all the required qualifications, Proficiency Badges and have fulfilled all the required conditions mentioned herein before, will have to attend Rashtrapati Guide Award Testing Camp organised by the National Association under the supervision of the concerned Assst. Director.

**SEA GUIDE**

In addition to above, a Sea Guide will have to qualify for the following:

- (i) Swim hundred metres using Back Stroke.
- (ii) Dive in different styles.
- (iii) Have in general knowledge of our Navy and of Ranks in the Navy.
- (iv) Learn Signalling using Morse Code.
- (v) Know in general, about ships.
- (vi) Have a general knowledge of weather, winds and tides.
- (vii) Know about the Zodiac in the sky.

**AIR GUIDE**

In addition to Rashtrapati Guide Award tests given about Air Guide Will have to qualify for the following :

- (i) Know about picketing and Marshalling of Air C
- (ii) Participate in atleast three Air model exercise report to the Guide Captain.
- (iii) Make an air model fuel mixture and use it exercise.

**19. Guide Proficiency Badges.**

(A) The Guide Proficiency Badge are as follow :

- |                     |                        |
|---------------------|------------------------|
| 1. AIDS Awareness   | 15. Cancer Awareness   |
| 2. Alpna or Rangoli | 16. Child Nurse        |
| 3. Ambulance        | 17. Chorster           |
| 4. Archer           | 18. Citizen            |
| 5. Artist           | 19. Civil Defence      |
| 6. Athlete          | 20. Climber            |
| 7. Basket Worker    | 21. Community Singin   |
| 8. Bee Master       | 22. Community Worker   |
| 9. Bird Warden      | 23. Computer Awareness |
| 10. Boat Woman      | 24. Cook               |
| 11. Book Binder     | 25. Cyclist            |
| 12. Braille         | 26. Dairymaid          |
| 13. Camper          | 27. Dancer             |
| 14. Camp Warden     |                        |

28	Debator	52	Interpreter to Dear
29	Domestic Service	53.	Journalist
30.	Drug Awareness	54	Knitter
31	Ecologist	55	Lace Maker
32.	Electronics	56.	Laundress
33	Embroidress	57	Leather Worker
34	Entertainer	58	Leprosy Control
35	Farmer	59.	Literacy
36	Fireman	60	Meteorologist
37	Florist	61	Musician
38	Folk Dancer	62	Music Lover
39.	Friend to Animals	63	Naturalist
40	Games Leader	64.	Nutrition Educator
41.	Gardener	65	Pathfinder
42	Good Neighbour	66	Photographer
43	Gymnast	67.	Pioneer
44	Handy Woman	68.	Population Education
45	Health	69	Poultry Farmer
46	Herbalist	70.	Public Health
47.	Heritage	71.	Reader
48	Hiker	72	Rescuer
49.	Home Maker	73	Rural Worker
50.	Hostess	74.	Safety Knowledge
51	Interpreter	75	Saleswoman

- |     |                        |     |                  |
|-----|------------------------|-----|------------------|
| 75  | Sanitation Promoter    | 86. | Swimmer          |
| 77. | Scholar                | 87. | Tailor           |
| 78. | Secretary              | 88. | Tracker          |
| 79. | Self Defence           | 89. | Thrift           |
| 80. | Sick Nurse             | 90. | Toy maker        |
| 81. | Signaller              | 91. | Weaver           |
| 82. | Singer                 | 92. | World Conservati |
| 83. | Soil Conservation      | 93. | World Friendship |
| 84. | Solar Energy Awareness | 94  | Writer           |
| 85  | Star Gazer             | 95. | Yoga             |
- (b) A Guide can start working for Proficiency Badges any time after investiture and continue working for them till s/he completes the guide age even after gaining the Rashtrapati Guide Award.
- (c) The tests for these Badges are given in the Appendix
- (d) Proficiency Badges are issued on the basis of the certificates of qualified and independent examiner appointed by the Badge Committee from the panel of Examiners approved by Local or District Association.
- (e) All the proficiency Badges, unless otherwise stated shall be worn on the sash in parallel rows in ascending order from Dwitiya Sopan to Rajya Puraskar. The Ambulance Badges are worn one each on both the arms below the shoulder seam. Patrol emblem to be worn in the centre of the top of the sash.
- (f) These Badges can be worn by Guides only



(g) All Proficiency Badges of the Guide Section will be in green on white background with the exception of Ambulance, Child Nurse and Sick Nurse.

## 20. Hike, Treks and Camp for Guides

- (i) Periodical hikes or treks and camps for Guides must be encouraged and arranged.
- (ii) A Guide who wishes to go on a hike or trek within the District must obtain the permission of the District Commissioner (G) through the Guide Captain.
- (iii) For hikes or treks outside the district besides permission of the parent or guardian, permission of the State Commissioner (G), through the District Commissioner of the District to which the Guide belongs, to be obtained. Provided when the names and addresses of the concerned State Commissioner are not known, the District Commissioner of the District to which the Guide belongs, must be requested to send intimation of the hike or trek.
- (iv) When the Guides go on hike or trek, the concerned Guide Captain must satisfy herself that the Guides are properly clothed before permission.
- (v) A Guide shall not trek or camp except with the previous written permission of the parent or guardian, the Guide Captain and the concerned, District Commissioner.
- (vi) In order to obtain the written permission of the concerned District Commissioner, sufficient intimation

in the prescribed form must be given to the District Commissioner to enable her to issue necessary written permission.

- (vii) A guide who wishes to join a camp must produce health certificate from her parent.
- (viii) A Guide shall not be permitted to camp except under the leadership of a Patrol Leader or Guide Captain qualified and trained for the purpose.
- (ix) When the Guides propose to camp outside their district, fourteen days intimation shall be given to District Commissioner so that District Commissioner of the District in which the camp is proposed to be held may be informed of the camp in time.
- (x) Guides who propose to camp in uniform outside the State must first obtain the permission of the State Association. An application for such permission shall be recommended by the Concerned Assistant State Commissioner, District Commissioner, or Local District Association.
- (xi) A Guide who goes on camp must be fully equipped with uniform and camp kit, inclusive of bed blanket of which she should satisfy her Guide Captain.

## CHAPTER - III

### RANGER SECTION

1. **Ranger :** A girl whether previously a Guide or not and who is a citizen of India and who has completed 16 years of age may be enlisted as a Ranger aspirant; a person who has completed 25 years of age is not eligible to be a Ranger but she can continue as a Service Ranger upto the age of 35 years.
  - (i) Provided however, a girl who is a student of a college, if she has completed 15 years of age may be admitted as a Ranger Aspirant.
  - (ii) Wherever it is necessary, extension be allowed for 3 years with the special permission of the State Chief Commissioner. She will be eligible for Rashtrapati Ranger Award provided the special permission is granted before completion of 25 years of age and the same shall be reported to the National Headquarters.
2. **Ranger Team :**
  - (i) A Ranger Team shall consist of not less than 4 and not more than 24 Rangers.
  - (ii) A Ranger Team shall be a unit of group of Bulbul Flock, Guide Company and Ranger Team provided however, where there is no such group the Ranger Team shall be treated as a Group.
  - (iii) Every Ranger Team shall be registered in accordance with the procedure laid down in this behalf.
  - (iv) Every Ranger Team shall have a name; where the Ranger Team is a unit of Group, it shall bear the name of the Group, the Group may be named after the locality of the institution or any past heroine of India; every Group shall have a serial number assigned by the Local or the District Association as the case may be.

### 3. **The Ranger Leader and the Assistant Ranger Leader :**

- (i) There shall be Ranger Leader for each Ranger Team. There may be one or more Assistant Leaders for a Ranger Team at the rate of one **Assistant Ranger for each eight Rangers.**
- (ii) The Ranger Leader and Assistant Ranger leader shall be appointed by the State Chief Commissioner in consultation with the concerned State Commissioner on the recommendation of the Local or the District Association, as the case may be, and the concerned District Commissioner. On appointment the Ranger Leader and the Assistant Ranger Leader shall be issued each with a Warrant.
- (iii) The Ranger Leader and the Assistant Ranger Leader shall function subject to the general supervision of the Group Leader where there is a Group; the Ranger Leader shall be in general in charge of the affairs of the Ranger Team. She will, however, delegate matters of discipline, administration and finance of the Ranger Team to the Rangers Council. The Assistant Ranger Leader shall assist the Ranger Leader.

### 4. **Qualification for the Ranger Leader and the Assistant Ranger Leader.**

- (i) (a) A person who has completed 25 years of age is eligible for appointment as a Ranger Leader, provided on the special recommendation of the District Commissioner, a person who has completed 21 years of age may be appointed as a Ranger Leader.



- (b) A person who has completed 21 years of age is eligible for appointment as an Assistant Ranger Leader.
- (ii) She must possess the matriculation or equivalent certificate.
  - (iii) She must be a person of good character, conduct and antecedents.
  - (iv) She must have knowledge of the Guide Movement and its methods in particular an appreciation of its religious and moral basis and the A.P.R.O in its application to her work.
  - (v) She must be a person with special aptitude to deal with young women.
  - (vi) She must satisfactorily complete the training prescribed by the National Association within two years of her appointment.
  - (vii) She must be able to obtain the use of a separate Ranger Club room for the Ranger Team.
  - (viii) She must have general knowledge of the social needs of the community.
- 5. Uniform for the Ranger Leader and the Assistant Ranger Leader.**
- (a) COMPULSORY**
- The Ranger Leader and the Assistant Ranger Leader shall wear uniform as follow :
- (i) Salwar, Kameez and Dupatta :** A white Salwar and White Kameez of plain non-transparent material. The length of the Kameez shall be up to the knees. The Kameez shall have two patch pockets and two side pockets, half sleeves 8 cm. above the elbow with turned up and stitched down cuffs 4 cm. wide,

open sports collar with epaulettes on both shoulders. The salwar and Kameez shall not be tight-fitted. The Dupatta shall be deep sky-blue in colour made of plain non-transparent material.

OR

**Midi skirt and Blouse :** Midi skirt in deep sky blue colour made of plain non-transparent material with side pockets and a slit at the back. The length of the skirt will be up to the half distance between knee and ankle". A white blouse of plain non-transparent material with two patch pockets half sleeves 8 cm. above the elbow with turned up and stitched down cuffs 4 cm. wide, open sports collar with epaulettes on both the shoulders. The length of the blouse shall be 8 cm. below the waistline. The blouse shall not be tight fitted.

OR

**Saree and Blouse :** Deep sky-blue Saree made of plain non-transparent material and a white blouse of plain non-transparent material with two patch pockets, half sleeves 8 cm. above the elbow with turned up and stitched down cuffs 4 cm. wide, open sports collar with epaulettes on both the shoulders. The length of the blouse shall be 8 cm. below the waistline. The blouse shall not be tight fitted.

(ii) **Belt :** Brown nylax belt with the official Brass buckle of the Bharat Scouts & Guides supplied by the National Association.

(iii) **Scarf :** A scarf of the group colour and pattern other than green, purple and yellow as approved by the Local or District Association shall be worn round the neck and over the collar and epaulettes with the group woggle. The shape of the scarf shall be triangular with abase and two sides, each of the two sides shall have a minimum length of 70 cm. and a maximum of 80 cm.

- (iv) **Socks** : Camel Colour
- (v) **Footwear** : Black leather or Black canvas, closed shoes or Black sandies without heels may be allowed on medical ground
- (vi) **Hair Style** : Hair locks (Juda) or hairs should be tied with black clip/ band (only for short hair)
- (vii) **Membership Badge** : A cloth badge with green background with Fleur-de-lis in yellow superimposed by the Trefoil with Ashoka Chakra also in yellow in the centre shall be worn in the middle of the left sleeve.
- (viii) **Shoulder Badge** : A shoulder Badge of 6 to 8 cm length and 1.5 cm width with white background and serial number and the name of the group in red letters shall be worn on both shoulders just below the seam
- (ix) **World Guide Badge** : World Guide Badge shall be worn in the middle of the right sleeve.
- (x) **Cardigan** : When worn it shall be black without any design. Sleeveless according to the season allowed
- (b) **OPTIONAL**
  - (a) **Camp Uniform** : Dark blue Salwar, Dark blue Kameez with the same pattern as mentioned above and dark blue Dupatta.
  - (b) **During outing and Hiking** : Dark blue Jeans, T-Shirt and P. Cap supplied by the National Association may be worn
  - (c) **P. Cap** can be worn when they go on outing
  - (d) **A black pouch shall be worn** : The pouch shall not be worn at the time of the Ceremony.

- (e) **Metal Badge** : A Metal Badge of the Bharat Scouts & Guides maybe worn when not in uniform.
  - (f) **Lanyard and Whistle** : White lanyard with a whistle may be worn round the neck.
  - (g) **Jewellery** : No jewellery shall be worn except those enjoined by religion or custom.
  - (h) **Rank Badge** : The Rank Badge of the Ranger Leader or the Assistant Ranger Leader shall be in white metal with the Bharat Scouts & Guide Emblem on it in different colours as follows
    - (i) The Badge for the Ranger Leader shall be Badge designed in red colour with red border and shall be worn above the left pocket for overall Salwar and Kameez, Skirt and blouse and the right pocket for Saree and blouse or on the side not covered by the saree.
    - (ii) The Badge for the Assistant Ranger Leader shall be Badge designed in red colour with green border and worn as in (a) above.
6. **Uniform for Sea Ranger Leader and Assistant Sea Ranger Leader** : The Sea Ranger Leader and Assistant Sea Ranger Leader shall wear uniform as for Ranger Leader and Assistant Ranger Leader respectively. She shall also wear the Sea Guide Badge on the right pocket
7. **Uniform for Air Ranger Leader and Assistant Air Ranger Leader** : The Air Ranger Leader and Assistant Ranger Leader shall wear uniform for a Ranger leader and Assst. Ranger Leader respectively. She shall also wear the Air Guide an Air Ranger Leader and Assistant Air Ranger Leader Badge on the right pocket



#### 8. The Patrol System :

(i) The Patrol System is not compulsory in a Ranger Team.

(ii) A Ranger Team may be divided into Patrols whenever necessary for any particular purpose or project or even permanently, if so desired by the Ranger Team.

9. **Senior Ranger Mate** : One of the Ranger mates may be designated as Senior Ranger Mate, if so desired by the team.

A senior Ranger Mate shall wear the uniform and badges as for Rangers and in addition she shall wear three red armlets each 1.5 cm wide stitched over the cuff of the left sleeve each 1 cm. apart.

10. **Ranger Mate** : A Ranger Mate is a Ranger elected annually by the team with the approval of the Ranger leader. The Ranger Mate shall assist the Ranger leader. There shall be one Ranger mate for every 5 to 6 Rangers.

The Ranger mate wears the uniform and badges as for a Rangers and in addition she shall wear two red armlets each 1.5 cm wide stitched over the cuff of the left sleeve each 1 cm apart.

11. **A Second** : A Second is a Ranger appointed by the Ranger Mate to assist her in her duties. Second shall wear the uniform and badges as a Ranger and in addition she shall wear one red armlet 1.5 cm wide stitched over the cuff of the left sleeve, 1 cm. above the lower edge.

#### 12. Ranger's Council :

(i) There shall be Ranger's Council for every Ranger Team. The Rangers Council shall consist of Senior Ranger mate and Ranger Mates. The Seconds may

be admitted as members except when matte discipline are dealt with. One of the members function as Secretary. The Rangers who are assigned with other responsibilities may also be members of the Council. The Ranger Leader and the Assistant Ranger Leader will be in the advisory capacity.

(ii) The Ranger's Council shall deal with planning programmes and matters of discipline administration and finance.

**Note** : When the size of the Ranger Team does not warrant the formation of the Rangers Council, the whole team function as Ranger's Council provided, however that the matter relating exclusively to Rangers shall be dealt with by the Rangers themselves.

#### 13. The Ranger

A girl whether previously guide or not, who is a citizen of India and who completed 15 years and not 25 years of age, may be enlisted as a Ranger Aspirant. She shall then pass the Guide Praveesh test, if she is not already a Guide. She shall then take the Guide Promise and Subscribe to the Guide Law and then she will be enrolled as a Guide. If she is already a Guide, she shall reaffirm the Guide Promise.

There are three stages in the career of a Ranger namely Ranger Aspirant, Ranger and Ranger-in-service.

#### 14. Ranger Aspirant :

She must have completed 15 years of age, unless otherwise provided, before being admitted. A Ranger Aspirant who has been a Guide or who on admission as Ranger Aspirant passes

Pravesh Badge test as laid down for Guide shall wear uniform as a Ranger.

### 15. Tests for Pravesh

- (i) Read the following :
  - (a) Girl Guiding in India
  - (b) Handbook on Ranging.
- (ii) Know the principles and programme of Ranging and show preparedness to try to live the Law as interpreted for Rangers and keep the Promise.
- (iii) Qualify for the Pravesh test of a Guide, if not a Guide earlier and work for at least three months as a Pravesh Rangers and the probation as decided by the team after completion of three months be decided by the team council.
- (iv) Undergo a period of probation as decided by the Team or Council before investiture.

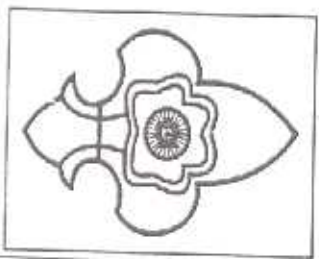
#### Sea Ranger :

In addition to above tests a Sea Ranger will have to qualify for the following :

- (i) Have knowledge of water Safety Rules.
- (ii) Know the DOs and DON'Ts in boat.
- (iii) Have in general knowledge of a boat, a sail, an oar and an anchor.
- (iv) Learn Signalling, by Semaphore method.
- (v) Know about atleast three navigational stars visible in the area.

#### Grameen Ranger : Tests for Pravesh Badge :

- (i) Have a general knowledge of Guide Movement.
- (ii) Understand and appreciate Contents of Girl Guiding in India and books on Ranging (Ranger Handbook) as prescribed by the Ranger Leader.



- (iii) Know the principles and programmes of Ranging and show preparedness to try to live the Guide Law as interpreted for Rangers and keep the Guide Promise.
- (iv) Should know the following :
  - (i) Guide-Prayer, Flag Song, Guide Promise, Law, motto, Lethand Shake, Guide Sign.
  - (ii) Maintain Diary atleast for a month.
  - (iii) Know the composition and significance of the Nation Flag, BS&G Flag and World Guide Flag.
  - (iv) Know the parts of Grameen Ranger Uniform.
  - (v) Undergo a period of probation as decided by the Team Council.

**Note :** On completion of the tests to the satisfaction of the Ranger Leader, the Ranger Aspirant shall be invested as Ranger on making or reaffirming the Guide Promise. She shall be eligible to wear the Pravesh Badge. The Pravesh Badge shall be a cloth badge with red background and fleur-de-lis in yellow superimposed by the Trefail with Ashoka Chakra also in yellow in the centre. It shall be worn on uniform in the middle of the left sleeve.

This membership badge is issued by the Local or District Association as the case may be, on the recommendation of the Ranger Leader.

### 16. Uniform for the Ranger, Sea Ranger, Air Ranger.

#### A : Ranger Uniform

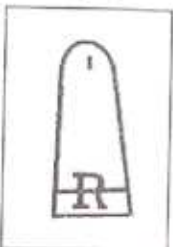
- (i) **Salwar, Kameez and Dupatta :** Deep sky blue Salwar, light blue Kameez of plain non-transparent material. The length of the Kameez shall be upto the knees. The Kameez shall have two patch pocket, two



- side pockets and half sleeves 8 cms. above the elbow with turned up and stitched down cuffs 5 cm. wide open sports collar with epaulettes on both shoulders. The Salwar and Kameez shall not be tight-fitted. The Dupatta shall be deep sky-blue in colour made of plain non-transparent material.
- (ii) **Belt** : Brown Nylon belt with the official Brass buckle of the Bharat Scouts & Guides supplied by the National Association.
- (iii) **Scarf** : A scarf of the group colour and pattern other than green purple and yellow as approved by the Local or District Association shall be worn round the neck and over the collar and epaulettes with the group woggle. The shape of the scarf shall be triangular with a base and two sides. Each of the two sides shall have a minimum length of 70 cm's and a maximum of 80 cm.
- (iv) **Socks** : White Colour
- (v) **Footwear** : Black leather closed shoes.
- (vi) **Hair Style** : Hair locks (Juda) or hairs should be tied with black clip/ band (only for short hair).
- (vii) **Membership Badge** : A cloth badge with red background with Fleur-de-lis in yellow superimposed by the Trefoil with Ashoka Chakra also in yellow in the centre shall be worn in the middle of the left sleeve.
- (viii) **Shoulder Badge** : A shoulder badge of 6 cm to 8 cm length and 1.5 cm width with white background and serial number and the name of the group in red letters shall be worn on both shoulders just below the seam.

- (ix) **World Guide Badge** : World Guide Badge worn in the middle of the right sleeve.
- (x) **Cardigan/Blazer** : When worn it shall be without any design, sleeveless according season allowed.
- (xi) **Sash** : Deep sky blue Sash with 10 cm width be worn on left shoulder across the chest so the lower end of the Sash will come up to just the hip level on the right with proficiency b earned in accordance to the girls programme ascending order.
- B. Optional**
- (i) **Camp Uniform** : Dark blue Salwar, Dark Kameez with the same pattern as mentioned and dark blue Dupatta.
- (ii) **During Outing and Hiking** : Dark Blue J T-Shirt and P.Cap supplied by the National Association may be worn.
- (iii) **P. Cap** can be worn when they go on outing.
- (iv) **A black pouch shall be worn** : the Pouch not be worn at the time of the Ceremony.
- (v) **Metal Badge** : A metal badge of the Bharat S & Guides may be worn when not in uniform.
- (vi) **Lanyard and Whistle** : White Lanyard which may be worn round the neck.
- (vii) **Jewellery** : No Jewellery shall be worn except that enjoined by religion or custom.
- 17. Scheme for Advancement of a Ranger.**
- (i) An aspirant can be invested as Range completing 16 Years of age.
- (ii) A Praveesh Ranger is eligible to become a Prave

- Ranger.**
- (ii) A Pravesh Ranger will work at least for one year to qualify for Praveen Badge.
  - (iv) A Praveen Ranger is eligible to become a Nipun Ranger.
  - (v) A Praveen Ranger will work at least for one year to qualify for Nipun Badge.
  - (vi) A Nipun Ranger is eligible to become a Rashtrapati Ranger.
  - (vii) A Nipun Ranger will work at least for one year to qualify for Rashtrapati Ranger Award and must have completed 19 years of age.
  - (viii) Working for other Proficiency badges could be continued after Rashtrapati Ranger Award.
  - (ix) On completion of Ranger stage the Ranger will embark upon Service to the Community or to the Movement.
- 18. Test for Praveen Badge.**
- (i) Strive for your own happy family and undertake responsible family jobs which when done by you relieve the earning hardworking member of your family.



- (ii) Develop in consultation with the Ranger Leader for some typical Hobbies/Vocational activities which should lead for your livelihood and show that you are progressing in them.
- (iii) Participate, in group discussions of your Team and Chair atleast two.

- (iv) Attend atleast Four Prayer Meetings of your team.
  - (v) Satisfy your Ranger Leader that you have enough knowledge in Pioneering, Camping and First Aid for your team outdoor activities and service campaigns.
  - (vi) Organise games for children in the Mchalla/Village for a month.
- OR**
- (vii) Give knowledge of conservation/pollution to the children preferably of your locality.
  - (viii) Take active part in the Hobbies/Handicraft centre organised by your Team.
  - (ix) Prepare a paper/leaflet to be submitted to Team/Council on the problems of population in your area.
  - (x) Qualify for anyone Proficiency Badge :
    - (a) Literacy (b) Population Education (c) World Friendship (d) Sanitation Promoter.
  - (xi) Associate yourself as a Ranger with any nearby Flock/Company, LA/DA Campsite or do service for 3 months in a Institution/Village/Slum area/Localty.
  - (xii) Have knowledge about the laws for protecting women
- SEA RANGER**
- In addition to the above tests, a sea Ranger will have to qualify for the following :
- (i) Swim Fifty metres.
  - (ii) Know about pulling or punting a boat.
  - (iii) Send and receive simple words using Semaphore method of signalling.
  - (iv) Know atleast three constellations visible in the area.
  - (v) Know the National Flags of neighbouring countries.



### AIR RANGER

In addition to Praveen tests given above, an Air Ranger will have to qualify for the following :

- (i) Know about a Parachute and Ejection seats in Aircrafts.
- (ii) Work on an Aero model and its maintenance.
- (iii) Know methods of rescuing a pilot in an Aircraft involved in an accident.
- (iv) Know the gauges in the Cockpit of an Aircraft.

### GRAMMEEN RANGER : Test for Praveen Badge :

- (i) Know the general rules of health, practice regularly B.P.s six exercises/Yoga

### (ii) Service to Community :

- (a) Should try to make her family happy by earning money through some crafts that helps to relieve the hardworking members of the family.
- (b) Should know about the development schemes for the Village women carried out by the Government.

### (iii) PIONEERING :

- (a) Whipping
- (b) Be able to tie and use the following knots :  
Reefknot, clove hitch, sheet bend, fisherman's knot and bowline.
- (c) Have knowledge of pioneering suitable for the village life.
- (d) Demonstrate the use of Axe, Hand saw and other simple tools. Should also know about their care.

### (iv) CAMPING :

- (a) Have general knowledge of camping and Rules and Regulations of Camp.
- (b) Should participate a day in camp with Rangers.

### Note :

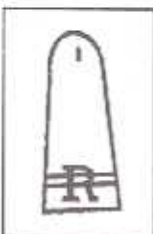
- (i) On completion of the tests to the satisfaction of the independent examiners appointed by the Local or District Association, as the case may be, with the approval of the District Training Commissioner the Praveen Badge is issued by the Local/District Association on the basis of the Certificates issued by the examiners.

- (ii) The Praveen Badge is a pair of green shoulder flashes of cotton or wool with the letter 'R' in red at the bottom and a yellow be under the letter.

- (iii) The Badge shall be worn on epaulettes.

### 19. Tests for Nipun Badge

- (i) Show knowledge of the rights and duties of a citizen and discuss in your council the problems involved in them.
- (ii) Show further progress in Hobbies and Crafts/ Vocational Skills.
- (iii) Prepare a paper or give a talk on religious tolerance or participate in any religious function other than of your own and report to Ranger Leader or Team/ Council.
- (iv) Plan and work for a Project atleast for a month in consultation with your Ranger Leader to help children/aged/disabled/sick/person



Plan and finance your own project may be with members to enrich the life of village women, by your stay there atleast for a week.

(v) Participate in your Team Campaign to educate the people in protecting public properties.

(vi) Study any book or participate in a Group Discussion on Transactional Analysis, correct yourself and your behaviour with others and satisfy yourself and Rangers Leader to this effect.

(vii) Take up any subject related to cultural heritage of India as approved by the Team/Council and report.

(viii) Help establish an Adult Literacy Center and work for a month or help 5 people to start Savings Bank Account to tutor atleast 5 boys/ girls during their examinations.

(ix) Help in one of the following :

(a) AIDS awareness Campaign.

(b) Free Eye Operation Camp.

(c) Population Education Campaign.

(d) Blood Donation Campaign.

(e) Eye Donation Campaign.

(f) Immunization Camps.

(g) Helping in Old Age Home

(x) Work as an Assistant in a Bulbul Flock Holiday Programme or Guide Camp or a Local/District Rally.

(xi) Qualify for Rural Worker/Community Worker/ Ecologist Badge.

#### SEA RANGER :

In addition to above tests, a Sea Ranger will have to do the following :

(i) Know in general about a ship.

(ii) Send and receive messages in Semaphore.

(iii) Know about the Zodiac in the sky.

(iv) Know about the Winds and Tides and Ocean currents in general.

(v) Be able to read a course on the chart and be able to plot a course on a chart.

#### AIR RANGER

In addition to Nipun Tests given above an Air Ranger will have to qualify for the following :

(i) Know the international Emergency Codes of flight.

(ii) Demonstrate flying an Aeromodel.

(iii) Know about rectification of defects in Aeromodel.

(iv) Know about the Gallantry Awards Instituted in the Air Force.

(v) Know the principles of fighting a fire in an Aircraft.

(vi) Have knowledge of the forces acting on an Aircraft.

#### GRAMMEEN RANGER : TESTS FOR NIPUN BADGE


(i) Show knowledge of rights and duties of citizen and the role of the Team Council the Problems involved in the team.

(ii) Participate in the team campaign to educate the people in protecting public properties and to make them aware of their own responsibility.



- (iii) Participate atleast in two All Faiths Prayer meetings organised by the Ranger team.
- (iv) **PIONEERING :**
  - (a) Tie and use the following knots:  
Timber hitch, Draw hitch and Manharaness knot.
  - (b) Demonstrate the following:  
Splicing Back, Short and Eye.
  - (c) Be able to tie and demonstrate two useful pioneering projects such as Machan, Shelter etc.
- (v) **FIRST AID :**
  - (a) Know the Basic contents of First Aid Box.
  - (b) Should have the knowledge of Triangular Bandages & Slings.
  - (c) Be able to apply bandages to the following injured parts of the body :  
Head, Hand, Knee, Limbs and Jaw.
  - (d) Know how to render first aid to cuts, scratches, burns, scalds, sprains and bleeding from the nose.
  - (e) Knowledge of different methods to carry a casualty to the hospital.
- (vi) Have a general knowledge to the raw/waste materials used to make progress in hobbies and crafts/vocational skills.
- (vii) Organise games for girls of the mohalla/locality atleast for a month.
- (viii) Should participate and help to organise social gatherings, organised by Government/other Agencies for the development of the village.

- Note :**
- (i) A Praveen Ranger who have already earned the Qualifying badges as per syllabus, will have to attend a camp organised by the state Association under the supervision of the state org. commissioner, where the knowledge and skills of a Ranger will be tested upto the Nipun Stage. The Qualified Ranger will be eligible for the Nipun Certificate and badge.
  - (ii) The Nipun Badge is a pair of green shoulder flashes of cotton or wool with letter 'R' in red at the bottom and two yellow bars under the letter.
  - (iii) The badge is worn in place of Praveen Badge.
- Note if a Ranger has undergone any training course for unit Leader will not be eligible for Rashtrapati Ranger Award.**
- 20. Rashtrapati Ranger Award**
- A. (i) The Rashtrapati Ranger Award is a unique distinction of the movement for it alone carries with it a certificate containing a message from the President of Indian Union, Chief Patron of the Bharat Scouts and Guides. The Award is not presented simply on a completion of requisite tests. The Ranger must be in the opinion of Ranges Council and court of Honour be setting a personal example of the Guide way of life. She must complete 19 years of age after serving as a Ranger for atleast 3 years.
- (ii) A Ranger Leader who is advanced trained shall inform the National Headquarters through proper channel on a registration form available at State Headquarters that Nipun Ranger is preparing for Rashtrapati Ranger.



In the absence of Ranger Leader in exceptional cases, Assistant Ranger Leader who is advanced trained will be competent to make recommendations.

- (iii) A Ranger Leader will recommend only upto 25% Rangers of the total Census of the Unit (not exceeding 24) for Rashtrapati Ranger Award in a year. Special cases could be recommended by the District Chief Commissioner subject to maximum of 30% in a year. At the time of Rashtrapati Award Testing Camp a Ranger will produce her individual progress card.

- (iv) The Rashtrapati Ranger Award Certificates are presented at a formal ceremony by the President of India on the advice from the National Commissioner.

A Ranger who has not completed 25 years of age but has completed 19 years of age may win this award.

To qualify for the Rashtrapati Ranger Award, a Nipun Ranger must complete the following:

**B. Tests for Rashtrapati Ranger Award**

- (i) Choose and discuss in the Ranger Council a subject on World Affairs like World Organisations working for the betterment of the Humanity/Youth Organisations in the World/different foundations/ World Bank/World service Organisations. National Affairs like our Government/National Development plans and schemes/National Educational Pattern/Service Organisations/ cooperatives.
- (ii) Discuss with your Ranger Leader how best you can help your country.
- (iii) Promote community Development on Health and Food Production or Environmental Sanitation Programme in the locality under Upa Rashtrapati Scheme and prepare a report and submit it to the Ranger Council.

- (iv) Participate in a Guide activity preferably in the neighbouring state or district.

- (v) Organise a sustained Community service Project for not less than 48 hours spread over a period of atleast 3 months and must work atleast one-day in a week under Upa- Rashtrapati Award Scheme.

- (vi) Promote and participate in a joint Project undertaken with any of the organisations such as-(a) Lions Clubs (b) Rotary Club (c) Indian Red Cross (d) St. John Ambulance Association (e) Youth Hostel Association. (f) Jaycees or, any other organisation with the permission of your Ranger's Council.

- (vii) Render service atleast for a week in a State/National Event.

- (viii) Show the knowledge of National and International Guiding.

**SEA RANGER**

In addition to above tests, a Sea Ranger will have to qualify for the following:

- (i) Dive, swim atleast ten metres under surface.
- (ii) learn how to rescue a drowning person.
- (iii) Have in general knowledge of shipping in our country.
- (iv) Have in general knowledge about our Navy and its Ranks.
- (v) Know about ten constellations beyond the Zodiac.
- (vi) Know about any three methods of splicings and ten knots (bends and hitches) used at sea.
- (vii) Conduct with safety precautions a chartered cruise of children for a distance not exceeding four kilometers.

**AIR RANGER**

In addition to Rashtrapati Ranger award tests given above an Air Ranger will have to qualify for the following:



(i) Demonstrate skills in Aerobatics with an Aeromodel.

OR

Have an experience in a glider for three times or in an aircraft for a minimum of half an hour.

(ii) Mark the international Airfields/Aerodromes on a World Map.

(iii) Have knowledge about the military aircrafts used in the neighbouring countries.

(iv) Know about the Signals used by W.T., R.T., A.L.D.S., L.M.A., cartridges and smoke bombs.

The Rashtrapati Ranger Badge is worn on the left sleeve above the Membership Badge.

**GRAMEEN RANGER : TEST FOR RASHTRAPATI AWARD**

(i) Participate alongwith her team to render social service to the Community at health centre and public places. (Active service atleast for 6 hrs. to be rendered).

(ii) **PROFICIENCY BADGES :**

Know and demonstrate anyone of the badges out of each of the following groups :

(a) community worker, Sanitation Promoter, Tailor, Population Education, Rural Worker.

(b) Home Maker, Embroideries, Child Nurse, Pioneer, Weaver.

(iii) Prepare a log Book of another district of her state in respect of historical religious infrastructure on the basis of her own knowledge observations and visits.

(iv) Take active part in learning of hobbies/handicrafts arranged by local authority/team.

(v) Participate in a Guide activity preferably in the neighbouring state or district.

**Note :** Rashtrapati Ranger Award including badge will be the property of the National Association and shall be surrendered on demand by appropriate authority.

**21. Ranger Proficiency Badges**

(i) Blood Donor

(ii) Civil Defence

(iii) Climber

(iv) Community Worker

(v) Ecologist

(vi) Heritage

(vii) Literacy

(viii) Population Education

(ix) Rural Worker

(x) Sanitation Promoter

(xi) Soil Conservation

(xii) World Conservation

(xiii) World Friendship

(xiv) Family Life Education

(b) **For Sea Rangers Only:**

(i) First Knot

(ii) Second Knot

(c) **For Air Rangers Only :**

(i) Air Host

(ii) Airman

(iii) Air Mechanic

(iv) Air Spotter

(v) Aviator

(a) A Ranger is eligible to qualify for Ranger Proficiency badges.

(b) The test for the badges are given in the Appendix.

(c) These Proficiency Badges shall be issued on the basis of the certificates of qualified and independent examiners appointed by the Dist. Training Commissioner from the Panel of examiners approved by the Local or District Association.

(d) All these Proficiency Badges unless otherwise stated, shall be worn on the right sleeve in parallel rows.

(e) All Proficiency badges of the Ranger section shall be in red on white background.

## 22. Ranger-in Service

(i) During the Ranger in service stage, the Rangers will participate in various Service Projects taken up by the team. However, on completion of Ranger stage she will embark upon definite jobs of service to the Community either within or outside the Movement.

(ii) The Service Project undertaken by the Rangers individually or in groups will be of sustained nature and a record of it will be maintained by the team.

(iii) Ordinarily on completion of 25 years of age, a Ranger should take up the responsibility of Adult Leadership in the Movement.

23. Hikes, Treks and Camps for Rangers (Rules for Guide Section shall apply).

## CHAPTER IV

### (D) VENTURE CLUB OF BS&G

**Prelude :** A large number of youth in the rural and urban areas are interested in undertaking adventure activities organised by the youth organisations. There is no such youth organisation at the grassroot level to promote adventure activities.

Proposed Venture Clubs induct to fill up this gap and also to expand the membership of Bharat Scouts and Guides by retaining the youth members leaving the units on attaining the maximum age limit.

#### Objectives

- Membership expansion.
- To retain outgoing youth in the origination for a long period
- To develop leadership competencies in the youth.
- To develop physical efficiency.
- To promote harmony with nature.
- To engage youth in constructive activities in their spare time.

#### Formation

The Venture clubs will be formed in a locality of village with a minimum membership of 8 members



**Registration :**

Each venture club will be required to register with their respective State Association through Local/District Association with prescribed fee. Each club will be issue a charter on the recommendation of LA/DA by the state Association.

**Office of the Club :**

Each club will have an office where its members will meet to participate or to discuss the programmes and activities according to their plan.

**Area**

A club will be organised for a locality, mohalla, village, factory, institution or a Governments Department of public service.

**Name of the Club :**

Each club will be named after a National Hero or Heroine.

**Membership**

The membership of the club will be open to all citizens of India without discrimination of creed, caste or religion living in the locality and willing to accept the fundamental of Bharat Scouts & Guides and accept the rules of the club having basic education and sound physis sound mind. Age 18 and above. Preferably upto 40 years of age. Willing member will be invested ceremonially on accepting the Promise and the Law after completion of the Pratham Sopan test requirement of a Scout/Guide.

**Leadership**

There will be a leader for each club between the age of 25 to 45 years and who has undergone the Course for Adventure Leaders conducted by the National Adventure Institute of Bharat Scouts & Guides.

**Organisation**

Each club will have Club committee consisting of :

A Chairman

A Vice Chairman

Secretary (The Leader of the club will be ex-official Secretary of the Committee).

Treasurer

2 or 4 members from the Venture Club members.

**FUNCTIONS of the Committee**

- (i) To administer the moveable and immovable property of the Club.
- (ii) To decide the programme and activities of the Club.
- (iii) To accept membership.
- (iv) To raise Funds for the Club
- (v) To approve the expedition activities.

**Funds**

The Club can generate funds with the help of the local resources confirming to the fund raising rules of Bharat Scouts & Guides as laid down in APPRO I.

Donation and Sponsorship can be accepted by the Committees  
The Treasurer will be responsible for the upkeep and maintenance of the accounts of the Club.

**Uniform for members of venture Club.**

**Cap** : Cap in blue colour with BS&G Logo.

**Shirt** : Grey shirt or T-Shirt of BS&G Pattern.

**Scarf** : A Scarf of group colour with group woggle.

**Trousers** : Navy blue pants/Jeans with two additional pockets on both legs beside knees.

**Pouch** : A black pouch with belt worn around waist.

**Foot Wear**: Black Huntershoe or Sports shoe. Following will be worn at the time of participating in the adventure activity.

**Optional** :

Knife

Axe

Nails

Rucksack

First Aid Kit

Water bottle

Local Games

Kusti-Malkam-Yoga

Races

Martial Arts

Adventure Games

Wide Game/Rush Game

Rock Climbing

Skating

Expeditions, Night

Hiking, Exploring

Camping

Self Defence

Nature Collection

**Advanced Adventure Activities**

Mountaineering

Ice-skating

Gliding

Population Education

Badge

Rambler Badge

Scouting activities to be promoted by venture clubs as part of their regular programme.

Prayer

Fundamentals of

Scouting/Guiding

Adventure Tour

Cycle/Motorcycle hike

Environmental Education

Nature Ramble

Observation & deduction

Photography

Swimming

Skating

Para-sailing

Water sports

Star Gazing

First-Aid

Pioneering

Map reading



Test up to Dwitiya

Map making

Sopan and Praveen

Rescue and Fire Fighting

Backwoodsman Cooking

### Eligibility for Leader of the Venture Club

The following are the requirements to under go Course for Adventure Leaders :

Age : Strictly between 25 and 45 years.

Qualification : Minimum Matriculate

Desirable : Knowledge of English and Hindi

Physically fit to undertake the strain of the Adventure Activities  
Duration of the course of Adventure Leaders: 10 days.

Including 4 days of adventure programme.

Contents of course for Adventure Leaders is incorporated in the Scheme of Training

## BUNNY SCHEME

Back Ground :

Mrs. Lakshmi Mazumdar Former National Commissioner thought of introducing a programme for the children between the age group of 3 to 6 years during the International Year of Child. A Committee was formed and the Bunny Programme was introduced. International Year of Child was the ideal period to launch this project & hence received a great response but later got neglected on account of various reasons. The objective of this theme was to introduce an attractive programme for sub juniors and also to work it as the feeder to Club/Guitar section. With same objectives this programme is being reintroduced in the present Boy/Girl programme.

**Suggested Age Group :**

3 to 6 years both for Boys & Girls.

**Name of th Group :**

.....Tantola (Common for both Boys & Girls consisting of not more than 20 members) ratio Bunny to Leader 10:1 advisable

**Bunny Law :**

I shall try to be good Boy/Girl.

**Motto :**

"Keep Smiling"

**Bunny Salute :**

The two fingers (middle & fore finger) of both hands raised along the side of the two ears depicting the ears of Bunny

**Uniform :**

An apron with Bunny symbol against bright background to be worn over the school uniform or any other dress. The emblem be prepared by the National Headquarters in the form of a sticker badge. A Bunny holding up a carrot in right hand with BSG emblem in the centre of Bunny patch.

**Uniform for Bunny Leader :**

The Leader will be known as-Bunny Aunty (Bunny Uncle only in exceptional cases). It is suggested that Bunny Leaders can be the privilege of females only. The uniform for the Bunny Leaders will be the same as those of the Adult Leaders of the regular group.

**Formation :**

All activities will be done in free formation.

**Programme :**

Bunny programme is based on four sign posts namely :

- (i) Love for God.
- (ii) Love for Nature.
- (iii) Creative Activities & learning to play together - This is achieved through the following activities.

Develop habits of personal cleanliness & social manners cutting parts and assembling simple figure, jig saw puzzle etc.

To receive and convey a simple verbal/telephonic message to receive a visitor and to talk to elders in a courteous way.

Cultivate Social virtues such as standing in a queue, taking one's turn, keeping the place clean, not spoiling the floor use by the litter bin.

Tell one's own full name, address (an telephone number if any) and also full name of his/her father/mother and the name of the Office/School where he/she is working

**Bunny Leaders Training Scheme**

Duration on camp- 3 full days or 2 weekends minimum number-2. Who can conduct of a member of the Guide Training .....

- (i) Bunny Cooperatives.
- (ii) Fundamentals of the Scouting/Guiding.
- (iii) Child Psychology
  - (a) Physiological aspects of Psychology viz. Nervous system, Senses & their functions.
  - (b) Motor development - Characteristics of motor development.
  - (c) Incentive of speech.
  - (d) Development of personality.
  - (e) Aesthetic development.
  - (f) Values of Play.

**1. Activities for Physical development :**

- (a) Free movements-Swing, Jungle Ji, Spiral Stairs, Climb on bars, Slide and Sea Saw, Skipping, hopping.



imitating the movements of hawks/birds, animals, trees, throwing and catching ball etc

- (b) Daily activities in life such as - Sprinkling water, filling up water in a bottle, fold a handkerchief, thread the beads, clean the place, arrange the things in proper order.

- (c) Simple rhythmic activities such as drill, exercises, dance etc

#### Activities for development of senses

Viz Sight, smell, hearing, touch and taste.

Activities for mental development:

- (a) Be able to talk about him/herself and his/her family, teacher, schools, pets.
- (b) Remember & sing Nursery Rhymes.
- (c) Listen to fairy, Animal & Mythological stories.
- (d) Know the animal from pictures, imitate the cries of familiar birds & animals.
- (e) Action songs, simple group dances, simple dramatization.
- (f) Collection of simple but attractive articles.

#### Creative activities :

Simple handicrafts such as paper cutting, clay modeling, making articles with plasticine, wooden blocks, drawing pictures with crayons, bit pasting etc.

#### Nature observation :

Birds, Trees, flowers, butterflies, feathers, shells & growing plants.

Provision and activities (Games) connected with :

- (a) Mental development
- (b) Emotional development.
- (c) Physical Welfare of the child.
- (d) Stories, action songs/rhymes on relation & moral training.
- (e) Play-acting.

#### Hand Work :

##### Nature Study

Familiar Birds, Trees, Flowers, vegetables, Fruits & Animals.

Rhymes & Rhythms (Recitation and action Songs)

- (i) Nature and types of songs for children from 3 to 6
- (ii) Rhythmic movements.

##### (iii) Variety of songs.

#### Bunny Leader and her qualification :

- Age 18 Years.
- Aptitude to work with children between 3-6.
- be able to play, sing and teach simple handicrafts.

## APPENDIX

### (A) Bulbul Proficiency Badges.

The Bulbul Proficiency Badges are divided into five groups as follows :

**Group - I : Character** - Collector, Entertainer, Gardener, Observer.

Colour of the badge-Khaki with blue border and blue inset.

**Group - II : Health** : Athlete, Cyclist, Swimmer, Team Player

Colour of the badge - Khaki with green border and green inset.

**Group - III : Handicraft** - Artist, Homecraft, Needle-worker, Toy-maker

Colour of the Badge - Khaki with yellow border and yellow inset.

**Group - IV : Service** - Cook, First Aider, Guide, House orderly

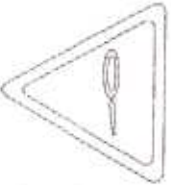
Colour of the Badge - Khaki with red border and red inset.

**Group - V : World Conservation.**

Syllabus for Proficiency Badges

#### GROUP - I - CHARACTER

1. **Collector** - Make a collection of one group of objects, neatly and systematically arranged for a period of at least three months and know something about them. The nature of the collection should be chosen by the Bulbul.



#### Suggestions are as follows :

stamps, postmarks, picture postcards, matchbox top, crests, feathers, moths, butterflies, leaves or flowers (for the purpose of the last two photographic or carbon reproductions may be accepted). Minimum number of articles to be collected in a group shall be 25.

OR

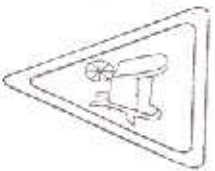
Keep a scrap book, diary of events etc. for a period of atleast three months.

2. **Entertainer** : Be able to do **any three** of the following:

- (i) Play a piece of simple music correctly on instrument or sing a piece of simple music in a correct manner.
- (ii) Be able to skip two fancy steps and make up a dance music.
- (iii) Be able to recite an action song with appropriate action and movement.
- (iv) Dress up and play a part in a depicted story or historical event.
- (v) Tell one story in an effective manner to other Bubluls.

3. **Gardener** :

- (i) Take care of a plot of ground not less than 1.50 sq. metre for a minimum period of three months and grow atleast three kinds of vegetables or flowers on it.





(ii) Be able to name not less than four of each of the following in any area or garden.

- (a) Trees or shrubs.
- (b) Flowers or vegetables.
- (c) Standing crops or weeds.

(iii) Distinguish and name four common weeds and be able to use the following tools :

(iv) Make a scrap book of not less than six pages of pressed leaves, flowers or vegetable. A minimum of twelve subjects to be shown

**Note :** In case of Flocks in towns, where gardens are not available, the following alternatives can be taken in place of No. (i) and (ii)

(i) Care of a window box for three months.

OR

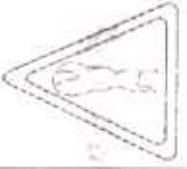
Care for two or more perennial plants in pots for three months.

(ii) Grow two of the following :

- (a) A bulb (flower or vegetable) in water, sand or soil.
- (b) Mustard, cress, peas, melon or beans of flannel or blotting paper.

**4. Observer :**

(i) Recognise five Indian animals or birds and observe their habits, know the names and appearances of ten flowers or ten trees or ten shrubs, and know what common places are poisonous to animals and human beings



(ii) Know the seasons at which different kinds of fruits and vegetables can be obtained in their locality and when the main crops are harvested.

(iii) Find her way to an unknown spot, not more than 300 metres away by following directions given to her by the Examiner (either compass directions or signs made on the ground or land marks or a combination of these).

(iv) Be able to play a memory game remembering 12 objects out of 15.

**Note :** It is preferable to select variations of this game which are not used in Guide Company.

**5. Story Teller**

(i) Tell one story in an affective manner to others.

(ii) To know a story out of 'Panchtantra' or 'Jatak Katha' and tell to the flock leader.

(iii) To collect a story from the news paper in your regional language and tell to the members of your Six.

(iv) To narrate an incident out of the life history of a historical hero or prophet of your State.

**GROUP II - HEALTH**

**1. Athlete :**

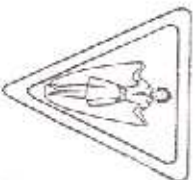
(i) Sprint 45 metres in 10 second.

(ii) Jump 0.6 metres (High Jump)

(iii) Jump 1.52 metres (long Jump)

(iv) Climb a rope or pole or a palm tree 2.13 metres high.

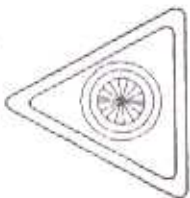
(v) Throw a cricket ball weighting 152 to 163 gms. to a distance of 13.65 metres and catch one thrown from a distance of 9.10 metres.



(v) Balance a plank 13x15 cm and 0.3 m above the ground or walk a distance of 10 metres with the pot on her head.

2. Cyclist :

- (i) Know how to ride a cycle.
- (ii) Know how to clean and oil the cycle.
- (iii) Know how to pump the tube and set the valve.
- (iv) Know the traffic rules of the road.



3. Swimmer :

- (i) Be able to swim 25 metres (any stroke).
- (ii) Be able to float on back for 60 seconds in salt water or 30 seconds in fresh water or tread water for 10 minutes in salt water or one minute in fresh water.
- (iii) Swim on back 14 metres.
- (iv) Be able to "Back duckdive" (i.e. dive while standing in water or swimming), or as an alternative, perform a "honey pot" (i.e. jump with arm clasped round knees) from a board, bank or boat.



4. Team Player :

The Bulbul should be habituated to applause the winners, even though she is on the losing side.

Bulbuls are eligible for this badge if they have played games in the sixes and as a

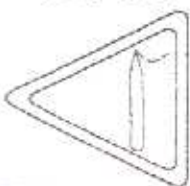


Flock obediently, fairly and unselfishly for a period of three months (12 weekly meetings) and definite record of the date and games must be shown to the District Commissioner and signed by her before the badge is applied for.

GROUP III - HANDICRAFT

1. Artist

- (i) Draw with pencil, brush, pen or crayon original illustration of any incident or character in simple story (size not less than 18 cm X 13 cm.)
- (ii) Do one of the following :



- (a) Draw from life or memory in pen and ink, or pencil and animal or a human being.
- (b) Draw from nature a landscape or still life group.
- (c) Keep a sketch-book for a period of three months and draw atleast 12 sketches.
- (d) Illustrate a story by means of match stick figures in not less than four pictures.
- (e) Make a simple greeting card using pencil, brush pen or crayon.
- (f) Make a model of human being or an animal (not less than 20 cm. height) of wax, soap, clay or cardboard or any other suitable substance.

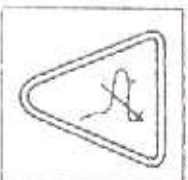
**Note :** The natural bent of the Bulbul is to be encouraged in every way, the spirit and intention of the work is to count as much as adherence to academic rules.



## 2. Homecraft :

Thread a needle and sew on a button and carry out any two of the following tests :

- (a) Knit or crochet a useful article.
- (b) Make a piece for netting, good for a bag, hammock etc.
- (c) Work a design in cross stitch on canvass.
- (d) Make a rug or mat on canvass or Hessian.
- (e) Darn a hole in jersey or stocking or mend a tear
- (f) Wash and iron scarf.
- (g) Make a basket and a sweeping broom.
- (h) Weave a useful article in raffia.
- (i) Weave the webbing of bed.
- (j) Make the "Tatties or Chatal" (straw mat).
- (k) Spin 50 metres of yarn with takli or charakha
- (l) Paint a wall or floor (village style).
- (m) Make an article of straw, palm, cane, reed or bamboos.



## 3. Needle Worker :

- (i) Be able to embroider her name in cross stitch or any other stitch
- (ii) Know **three** of the following stitches: Chain, herringbone, featherstitch buttonhole darning, french knot. Some of these may be done as a sample and all should be done large.



- (iii) Make a garment for a child or doll and ornament with one of the above stitches. This should be done without help except for the cutting out.

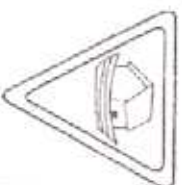
(iv) Be able to make **any three** of the following :

- (a) A toy made out of stocking or old material
- (b) A toy suitable for a small child or a baby or a scrap book well arranged.
- (c) A set of dolls furniture (not Pater) or a set of clay birds, animals, fish or insects. Make a doll that flies a kite.
- (d) Any other toy chosen by herself

## Toy Maker :

Make an article from odds and ends such as firecrackers, cloth pegs etc. and either a toy of reasonable size such as engine, motor car, doll or animal, or in reasonable correct proportions and colouring composite toy such as farmyard, jungle or animals, collage with furniture, park with animals.

**Note :** An article presented for Rajal Pankh test must not be admitted for this badge.



### GROUP IV - SERVICE

#### 1. Cook

- (i) Know the simple fire precautions.
- (ii) Be able to lay and light fire in the open.
- (iii) cook rice or chapatti and dal or vegetable or fry or poach an egg.



OR

Prepare kichari or dalia.

#### 2. First Aider

- (i) Know how to clean up and treat a graze
- (ii) Be able to dress and put triangular bandage on hand, foot and knee and put on large arm sling and tie head bandage correctly.
- (iii) Know how to stop bleeding from the nose.
- (iv) Know how to extinguish fire on clothes and how to treat for minor burns, scalds, choking sling and snake bite.
- (v) Show that she understands the need for summoning adult help.
- (vi) Know the simple treatment for shock.
- (vii) Know simple treatment for sprains, and how to apply wet bandage to a sprained ankle.



#### 3. Guide

- (i) In Country; know the nearest police station or thana, dispensary, hospital, village, doctor, vaidya or hakim, nearest bus stand, railway station, market, dharamshala or sarai nearest post and telgraph office, rest house and veterinary hospital.



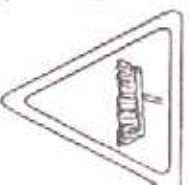
OR

In Town : Know the route to the nearest police station, doctor's residence, chemist's shop, public telephone, fire alarm, bus stand, railway station petrol station, motor garage, hotel, post and telegraph office.

- (ii) Know how to call for fire brigade, police and ambulance.
- (iii) Be able to give clear and distinct directions to guide a stranger politely and promptly
- (iv) Know the story of an interesting and historical place in the neighbourhood.

#### 4. House Orderly

- (i) Clean and tidy a room.
- (ii) Make a bed.
- (iii) Wash up/crockery and utensils, and clean windows and brass work.
- (iv) Peel potatoes and boil or fry them.
- (v) Prepare tea or coffee or any other hot drink.





## CROUP V

### 5 World Conservation

1. Complete **any three** of the following :

- (i) Visit a zoo, botanical garden, natural history museum or see a film about wild animals and tell examiner about her observation



- (ii) Own a pet for atleast three month and look after it.
- (iii) Take part in litter chase in a public park, a garden school premises or any other public place for three hours utilizing one hour at a time.
- (iv) Take part in a Flock Expedition involving nature study and make a log of her collections.
- (v) Make, set up and maintain a bird bath and bird feeder.
- (vi) Build and put up a den box for birds.
- (vii) Plant shrubs or grass on area where there is no vegetation, cover and look after it for at least three months.
- (viii) Make a compost heap in the backyard or garden.
- (ix) Demonstrate the danger of soil erosion and the preliminary steps which could be taken to prevent it.

2.

Should improve her environment by planting a tree small grassy lawn or any other plan our-doors, in on a balcony or indoors in flower pots.

3. Carry out one of the following projects :

- (i) Keep a scrap book and tell the examiner about five animals in a zoo, their country of origin, their habits and details of special care they needs zoo.
- (ii) Together with a friend arrange for the membership Flock a nature trail.
- (iii) Choose a wild animal or a tree, fish bird, Dis all she can about it and report her discoveries examiner.

Note :

- (i) The badge is accompanied by a special certificate signed by the State Chief Commissioner.
- (ii) The badge shall be worn above the line of the right pocket.

### HERITAGE

The Bulbul should understand the basic components of their own local culture :

They may compile their study in the form of an illustrated scrap book.

1. Physical Environment of their locality (famous hills, rivers etc.)

### Common Trees

Common plants and their uses



### Common birds

Flora & Fauna of the region

- (i) She should first know & understand his/her own cultural identity & Heritage-family, tradition, customs etc. (a) Scrap Book containing items like a "Family tree" tracing ancestors may be prepared. (b) Participation in local festivals recorded in photographs or description. (c) Traditional songs & dance. (d) Food prepared in that culture. (e) Traditional costumes.

- (ii) Arts of their locality Buildings Places of worship Music Musical Instruments Dances Puppetry Food Costumes then and now.

(iii) Practical work

— Visits to local monuments and museums.

— Learning a traditional craft of the locality like pottery, rangoli etc.

— Enacting stories and local legends.

### (B) GUIDE PROFICIENCY BADGES

Holder of a Proficiency Badge should always keep her knowledge up to date. If not found so by an appropriate authority, the badge can be withdrawn.

#### 1. Aids Awareness

- (i) Know & understand the modes of HIV transmission and the modes of prevention.
- (ii) Know the natural history of the disease.
- (iii) Know the steps taken by the health authorities towards preventing its spread.



- (iv) Plan a programme of public awareness regarding:

- (a) The dangers of contracting the disease.
- (b) Modes of Transmission.
- (c) To dispel myths & disinformation regarding HIV infection & AIDS.
- (d) Methods of prevention in the individual & in the Community.

#### 2. Alpana or Rangoli

- (i) Be able to do Alpana as an art of home decoration with the powdered rice or chalk, on mud, cement or stone floor.



- (ii) Be able to describe atleast two occasions when homes are thus decorated.

- (iii) Be able to explain the symbolism of any two selected Alpana patterns.

- (iv) Collect Alpana designs and paints on one of the following:

- (a) Paints wood e.g. a stool, a bowl.
- (b) Paint pottery.
- (c) Embroidery, e.g. a bag, a blouse.

#### 3. Ambulance

- (Red Cross on blue ground with green ring).  
To be worn on both shoulders, below the shoulder badge.

- (i) Be able to answer questions from Dwitiya and Tiritiya Sopan Tests for First Aid.





- (i) Know how to deal with bleeding major and minor.
- (ii) Diagnose and bind a broken limb.
- (iii) Know how to deal with choking by Heimlich's manoeuvre.
- (iv) Demonstrate mouth-to-mouth resuscitation.
- (v) Demonstrate how to improve a stretcher, and apply a roller bandage.
- (vi) Demonstrate how to send a correct message, verbal, written or by telephone.
- (vii) Demonstrate two methods of carrying a casualty with one first aider and two more methods of carrying a casualty when there are two First Aiders.

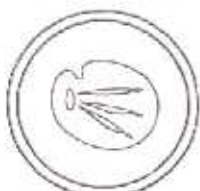
#### 4. Archer

- (i) Make bow and arrow with which...
  - (a) She shall score at least 45 metres regulation 1.20 m. target 60 points with 30 arrows.
  - (b) She shall also score on such a 1.20 m. target, at 36.5 metres 10 points with 30 arrows.
- (ii) Know something of the history of archery and the principal archer of the past and present times, with their records.
- (iii) Teach archery to at least 3 more guides for a week or in a summer camp.



#### 5. Artist

- (i) Draw one of the following at examination, bringing the other two drawings for criticism.
  - (a) From memory, starting on the drawing, when the guide saw the object drawn.



- (b) Some Visible object (e.g. landscape, figure life etc.)
- (c) An imaginative drawing.
- (ii) Demonstrate her interest, practice and proficiency one of the following:

- (a) Design a simple pattern suitable for a wall paper, carpet embroidery, ceramics metal work woodcarving.
- (b) Do a drawing in pencil or black and white water colour depicting a scene from the history of the Guide Company.
- (c) Do a plate in enamel painting, or a plate "in" (cleanliness of hands, of utensils and choice of brushes, palette, knife, etc. will be taken into consideration).
- (d) Modelling clay, plastic or wax: a base for commemorating a brave deed.
- (e) Model a human figure or animal originally efforts should count as high as actual model.
- (i) Design poster or a village scene.

#### 6. Athlete

- (i) Have an easy upright carriage and be able to walk and run well.
- (ii) Show proficiency in two of the following and knowledge of the rules.
  - (a) Rounders, Tennis, Cricket, Badminton, Football and Golf.



(b) hockey, Lacrosse, Netball or Basketball, Touch and pass.

**M.B. :** Swimming 2704 metres in 24 seconds, knowledge of two strokes and be able to dive, may be substituted for any one game in Group (a).

(iii) Throw a Cricket or rounders ball in good style 22.6 metres.

(iv) Play a stalking game.

(v) Jump 2.74 metres in height in good style (over a bamboo) or run 90.14 metres in 15 seconds.

(vi) Skip for one minute continuously turning the rope backwards.

(vii) Take a 5 km. walk in one hour.

OR

Follow up a track of 1 km. in a reasonable time

OR

Where neither of the above is possible demonstrate two team games not included above.

The tests for Guides over 16 would be altered in :

Length of throw 74.67 metres.

Height of Jump 3 metres.

A Guide who chooses (b) should show 6 steps walk 6.5 km. in 11/2 hours.

7. Basket Marker

(i) Produce two of the following.

(a) Market Basket.

(b) Mat (diameter not less than 15 cm.)

(c) Work basket (base not less than 15 cm.)

(d) Waste paper basket.

Each article to be made entirely by herself in a different basket work, cane, raffia, straw willow, grass, palm leaf

(ii) Have a general knowledge of the raw materials how it is obtained, and how it is prepared for work.

8. Bee Master

Have a knowledge in practice, of swarming hives hiving, artificial, feeding and general management.

9. Bird Warden

(i) In her own district with regard to bird life in general, know the chief dangers (including egg collectors) to which it is exposed, and social customs, ideas or superstitions which threaten its existence, and any laws passed, or practical steps to protect it.

(ii) Be able to construct three types of nest box different species of birds, and know how they : be used to the best advantage.

(iii) Feed birds in her district for at least three months by means of food houses, food tables or food





- (N) Produce a note book and be familiar with the habits, calls and appearance (plumage, size etc.) of the national bird (Peacock) and seven varieties of birds in her district.
- (N) Keep a record of one bird (other than national bird) and its nest for at least three months giving particulars as: Name of the bird, date when first seen or heard, date of finding nest, kind of tree or bush or tussock, height above the ground, number of eggs or young, date of leaving nest and remarks.
- 10. Boat Woman**
- (i) Be able to row a boat single handed.
- (ii) Be able to tie eight knots blind-folded, and bring a Turk's head made by herself.
- (iii) Do one of the following :
- (a) Row a boat with others.
- (b) Put with Pole.
- (c) Scull over the stern.
- (d) Manage a canoe single handed.
- (N) Steer a boat under oars and bring her alongside a vessel or landing stage and make her fast.
- (M) Swim 45 metres.
- (M) State direction by sun and stars.
- (M) Box the compass.



- (M) Know the common nautical terms connection with rowing boats, and the merchant service of the different nations of the new International code of Signals.
- 11. Book Binder**
- Perform the following operation in the binding of a book
- (i) Prepare the parts of sections for sewing and sew sections on tapes.
- (ii) Fold and paste on end papers, glue up and line with mull round the back, and add second lining.
- (iii) Cut boards and cover with cloth or paper and into case.
- 12. Braille**
- Transcribe from print with not more than ten errors in three large sheets and ready by sight or touch Grade I including poetry, interlined an written both sides.
- 13. Caper**
- (i) Have slept six nights in the open under canvas at different occasions out in camps.
- (ii) Know the requirements in regard to personal kit for a weeks camp and for a weekend hike.



- (iii) Know the minimum requisites in kit, utensils and rations required for a patrol for a weeks camp.
- (iv) Demonstrate how to pitch, strike and pack a patrol tent.
- (v) Know how to select site and describe a rough plans as how to play out a camp for patrol.
- (vi) Understand the use and care of an axe.
- (vii) Know proper method of (a) Storing food (b) disposing off refuse (c) camp cookery and (e) purification of water.

**14. Camp Warden**

- (i) Have camped atleast for 10 nights on four occasions.
- (ii) Have assisted as a full time Quartermaster of a Summer camp of Guides.
- (iii) Have assisted as permanent Camp Warden in her duties for 3 days.
- (iv) Must be able to know about "Tent Craft" and the ways of keeping Camping and Training material safely.
- (v) Must be able to maintain a Camp Library.
- (vi) Must have a fair knowledge of Camp Sanitation.



- (vi) Have sufficient knowledge about first aid and w to seek help in emergencies
- (vii) Must be able to estimate, purchase, issue a supervise the cooking materials and distributor food to campers in a camp.

**15. Cancer Awareness:**

- (i) Recognise <sup>\*Carcinogens</sup> encountered in daily life.
- (ii) Know the broad outlines as to how Cancer Patients are treated and <sup>\*\*palliated</sup>.
- (iii) Draw up a plan to create public awareness for t following :
  - (a) The "Seven" signs & symptoms of Cancer
  - (b) Cancer is curable if detected early
  - (c) Avoidance of harmful habits which could cau cancer
  - (d) To dispell the myths attached to Cancer.



\*Carcinogens-any substance that produces Canc  
 \*\*Palliated to make disease less severe without removing cause.

**16. Child Nurse:**

- (i) **Green Cross on blue gicl.**
  - (a) Fed. and the necessary cooking
  - (b) Kept clean in person and clothing.
  - (c) Kept in healthy surroundings.





- (d) Given rest and exercise.
- (e) Kept happy through self control and occupation.
- (f) The Guide must have knowledge of elementary sewing.

#### 17. Chorister

- (i) Sing one folk song, and one unison song of own choice.
- (ii) Sing a descant or round.
- (iii) Show a list of other Songs learnt during the previous six months.



**Note :** All the songs should be sung from memory. Mark to be given for variety and excellence of choice.

The badge may be sewn on the patrol flag when at least two thirds of the patrol have passed the test.

#### 18. Citizen

- (i) Must know the basic qualification of voter and how to vote.
- (ii) Know
  - (a) Powers and functions of the President, Vice-President of Indian Union and Governors in the States.
  - (b) Functions of the Lok Sabha, Rajya Sabha, Vidhan Sabhas and Vidhan Parishads.
  - (c) Functions of local bodies such as Municipality, Local Board (Zilla Parishads, Cantonment Board and Panchayats with special reference to her own area).



- (iii) Know the functions and working of the Local administration.
- (iv) Have a general knowledge of the working of the judicial system of the country.

#### 19. Civil Defence.

- (i) Know the details of Civil Defence Organisation Service existing in the Mohalla or area and within a radius of one kilometre around the residence, the school or the place of work, for instance the name of the Warden, the location of the Warden's Post, the First Aid Post, the dispensaries and other A.R.P. Services available in the area.
- (ii) Know how to fill in the Report form in respect of emergencies and send the report to Warden concerned.
- (iii) Know the first aid treatment and the rescue in case of casualties that are likely to occur in air raid raids and such other emergencies.
- (iv) Know the methods of fire fighting.
- (v) Produce a Certificate of having registered with the Civil Defence Organisation in the Mohalla or area and of having received one of the following Civil Defence Services:
  - (a) Fire Fighting Squad.
  - (b) First Aid Party.
  - (c) Rescue Party.

- (d) Messenger Service &
- (e) Tele-Communication

**20. Climber.**

- (i) Have Completed the age of 14 years
- (ii) Have a knowledge of mountainous area covering at least 2 Km. radius and know the routes to the summit or peaks and know the nearest telephone and doctor in case of emergency.



- (iii) Find the way to given point in a mountainous area using a compass and Survey of India map (or its local equivalent) and display climbing ability
- (iv) Know the First aid treatment for fractures, dislocation, bruises, concussion, shock and know the method of transportation of patient.
- (v) Have hiked in a mountainous area of at least 1,200 metres height for at least five days (not necessarily consecutive).
- (vi) Should have obtained the Rock-climbing Certificate of a recognised course.

**21. Community Singing.**

- (i) Sing two songs either in your Mother Tongue or the Regional languages
- (ii) Explain the meaning of the above songs. (Regional/Mother Tongue)
- (iii) Sing in correct tune with correct Pronunciation-one song other than Regional language and Mother Tongue.



- (iv) Teach one song to your Patrol/Group and perform the same with the Group in a Camp Fire in an like Rally.

**22. Community Worker**

- (i) Know the process of Community Development
- (ii) Convince at least 12 young ladies and encourage them to join the movement.
- (iii) Become a liaison between community and other resources of development, (i.e Banks, Hospitals, Specialists etc.)
- (iv) Help people plan for solving atleast 2 of their needs, e.g Clean Water, School Building, Vegetable Market Place, etc.
- (v) Help in an immunization camp in her village not slum.



**23. Computer Awareness**

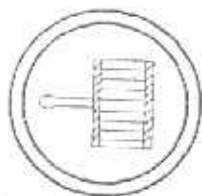
- (i) Have knowledge of Brief History of Computer and its latest development
- (ii) Acclimatization with computer components & peripherals.
- (iii) The best use of computers in Scout/Guide activities
- (iv) Knowledge of the commonly used packages
- (v) Perform the following :
  - (a) Use Floppy and the hard disc in the computer
  - (b) Booting and shut down of computer.





### 24 • Cook

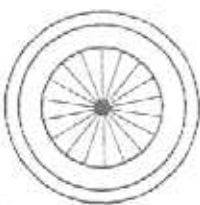
- (i) Know the necessary ingredients of a balanced diet.
- (ii) Know how to buy provisions, vegetables etc. and draw up priced and dietically sound menu to include quantities required for a camp of a week's duration for at least one patrol of 6 guides.



- (iii) Make a proper cooking place, lay and light a fire using chullah, trench etc. and cook 5 local standard dishes of which two beverages as prescribed by the examiner.
- (iv) Serve food in a proper manner.
- (v) Know how to store provisions in a hygienic manner.

### 25. Cyclist

- (i) Must sign certificate that she owns or has the use of a bicycle in good working order, which she is willing to use, if called upon at any time, in case of emergency.



- (ii) Must be able to ride her bicycle satisfactorily and kept it in good running order.
- (iii) Be able to mend a puncture.
- (iv) Must be able to read a road map and repeat correctly a verbal message.
- (v) Be able to mount and dismount on either side or ride a bicycle and lead another.

### 25. Dairymaid

- (i) Have knowledge gained by practice of the management of at least one animal (cow or buffalo or goat) and produce a certificate from the parents (if at home) or from the owner where she worked for at least three months.



- (ii) Demonstrate the care of dairy utensils and appliances used in area.
- (iii) Know the milking and sterilization of milk (including pasteurisation).
- (iv) Know the processing of milk i.e. making cheese, butter and ghee.
- (v) Know how to prepare lassi or chhace (buttermilk) as a cold drink.

### 27. Dancer.

Be able to:

- (i) Demonstrate two characteristic national dances.

OR

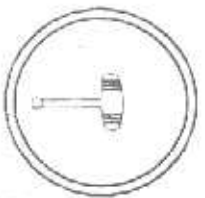
- (ii) Improvise at the test skipping or dancing steps to music chosen by examiner.
- (iii) Express in movement three emotions such as joy, sorrow, fear, anger, etc.



A sense of rhythm, grace of movement and vividness of expression will be specially taken into account.

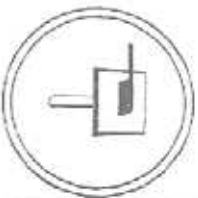
**28. Debator**

- (i) Propose at least two motions and oppose at least two others in properly conducted debates.
- (ii) Speak in the course of debate in the presence of the Examiner for at least five minutes on the subject under discussion; have prepared the subject thoroughly and have submitted concise and orderly notes for her speech.
- (iii) Know the ordinary rules of debate and duties and powers of the chairman.



**29. Domestic Services**

- (i) Demonstrate sweeping, dusting, scrubbing out a room properly, keeping floors and walls clean and in good condition, washing up kitchen and food utensils.
- (ii) Clean ventilators, shutters, furniture and windows.
- (iii) Clean and polish : brass, copper, silver and aluminium pots.
- (iv) Show how to remove grease marks, tarpaint and ink stains.
- (v) Serve a meal, according to individual custom for two persons.
- (vi) Must know how to prevent harmful insects such as mosquitoes, ants, moths, cockroaches, white-ants, silver fish and bed bugs.
- (vii) Arrange flowers.



- (viii) Know how to make out and send and receive money order.

OR

Know how to call up and answer a telephone correctly.

**30. Drug Awareness**

- (i) Be aware of the various types of drugs, proprietary of clandestine that can be abused.
- (ii) Understand the terms addiction, dependence, withdrawal and tolerance.
- (iii) Know the dangers to health of drug abuse.
- (iv) Understand how & why people get addicted to drugs.
- (v) Plan a drug awareness programme.
- (vi) Know the different modes of help available addicts.



\* Clandestine-kept secret:

**31. Ecologist**

- (i) Know about the other agencies working ecological balance.
- (ii) Enlist the cooperation of a specialist in the vicinity to educate people about this by way of discussions, audio-visuals, etc.
- (iii) Propagate against cutting trees.
- (iv) Organise-Van Mahotsav in monsoons.
- (v) Educate people about pollution problems area.





(vi) Work for solving any 3 of the following problems :

- |                     |                      |
|---------------------|----------------------|
| (a) Air Pollution   | (b) Killing Animals  |
| (c) Soil Erosion    | (d) Tree Cutting     |
| (e) Littering       | (f) Wastage of Water |
| (g) Water Pollution |                      |

### 32. Electronics

(i) Have an elementary knowledge of how a thermionic valve works as :

- (a) H.P. Amplifier
- (b) Detector
- (c) L.F. Amplifier in a wireless set, and also how a "Westector" works



- (ii) Know the functions of condenser, resistance, inductance, reaction and mains rectifier, transformer.
- (iii) Know how to build a cheap mains eliminator.
- (iv) Know how to locate and cure a simple fault in a wireless set.
- (v) Show a working knowledge of moving coil, loudspeakers, both permanent magnet and mains and energized types
- (vi) Draw a simple diagram showing the way to connect a state of "resistance coupled" L.F. amplification and another to illustrate the connections of a "L.F. Transformer" and show knowledge of the principles involved
- (vii) Read a technical diagram, and interpret all symbols ordinarily employed.
- (viii) Have assembled a simple wireless receiver which works satisfactorily and know all the distress signals

(ix) Know the methods of charging and looking after accumulators.

### 33. Embroiders.

(i) Show two different ways of decorating an edge, such as scalloping, faggoting and hemstitching

(ii) Build up a simple border from any two or more of the following stitches:

Blanket stitch, chain stitch, cross stitch, damming stitch, feather stitch, french knot, herring-bone and stem stitch.

M.B. : Play with the stitches is to be aimed at and not mere repetition.

(iii) Do two out of the following three things.

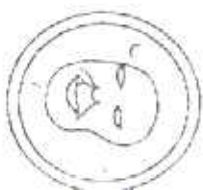
- (a) Design and work a piece of embroidery using suitable material.
- (b) Make a design for the top of blouse of a child's frock or a sari border and embroider it in colour
- (c) Smock a garment showing two methods of grouping stitches.

OR

Take an embroidery in cut work or applique work for a useful household article

### 34. Entertainer

(i) Must produce two items up to the standard of the public entertainment, either dancing, singing, playing an instrument, or reciting (Each to last not less than two minutes).



- (ii) Must be able to entertain Guides for ten minutes with at least two of the following subjects:

Conjuring tricks, playing any portable instrument, character sketches, song with chorus. (Items in part one not to be included).

**Note:** A high standard should be maintained in Part one which should be emphasised is not for public entertainment. The "Two Items" may be of the same nature i.e. two contrasted songs or dances.

Part two is designed for a general campfire or company entertainments, therefore, need not be of such a high standard.

**35. Farmer**

- (i) Must work on a farm for at least six months.
- (ii) Have a practical knowledge of modern farm machinery and farm implements.
- (iii) Have a knowledge of improved seeds, fertilizer manures, insecticides, sowing and harvesting
- (iv) Show an acquaintance with the routines seasonal work on a farm including the care of cattle or horses or sheep or pigs or poultry



**36. Fireman**

- (i) Hold ambulance Badge.
- (ii) Fire prevention.



Have fire prevention knowledge on the following subjects :

Airing, hedding and linen, hot ashes, boiling over fat, oil etc. candles, children playing with fireworks and matches, gas, (Various) lamps, smoking a dropping lighted matches, petrol, spirit fire, stove gas electric.

Flannelette, Christmas decorations, curtain fire face dresses involving cotton, wool and other inflammable materials, motor-car fires. Seeking for an escape of gas, cleaning house, etc. with spirit furniture polish, ventilation at fires, celluloid toys articles, iron, chimney fires, forests and camp fire electric fires.

**(iii) Fire Exinction :**

- (a) Calling the fire Brigade by fire alarm, telephone or messenger.
- (b) What to do pending the arrival of the Fire Brigade.
- (c) Use of buckets etc. use of different types of extinguishers.
- (d) Use of fire house and hydrants.

**(iv) Rescue Work :**

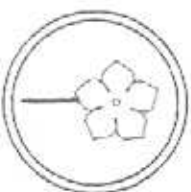
- (a) Knowledge of secondary means of escape.
- (b) Firemans lift and carrying the injured.



- (c) Improvising ropes, Chair-knot, lowering of lines.
- (d) Jumping sheet, crawling through smoke.
- (e) How to drag an insensible person (describe and demonstrate)
- (f) How to use a chute escape
- (g) Warning inmates.
- (h) Precautions at entertainments, theoretical performances.
- (i) How to rescue horses.
- (ii) How to call ambulance.

### 37. Florist

- (i) Know the wild flowers, reeds and grass common in her neighborhood (or for town Guides, in a suitable area chosen by herself), the place in which they are to be found and their habits.



- (ii) Have a knowledge of the different methods of seed distribution.
- (iii) Know some of the local names, and have a knowledge of the use and properties of twelve flowering plants.
- (iv) Make an arrangement using flowers, ferns, leaves, etc. in the presence of examiner.
- (v) Know how to preserve and transport flowers.

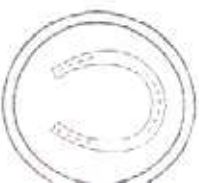
### 38. Folk Dancer

- (i) Must have had training in Folk dancing for at least eighteen months.
- (ii) Dance twelve folk dances efficiently recognised by a properly constituted authority or six locally recognised folk dances approved by the D.C.



### 39. Friend to Animals :

- (i) Have a general knowledge of the habits, food, and all that tends the well being of the following animals:  
Horse, donkey, sheep or goat, dog or cat, bull or camel, cow or buffalo and be able to recognise any form of cruelty or ill-use to which they are subjected.
- (ii) Know in respect of anyone to the above animals, the usual minor ailments to which it is liable, and what simple remedies may be employed.



- (iii) Have kept a pet in good condition of comic and health.
- (iv) Have an elementary knowledge of what to do in cases of accidents to animals.
- (v) Know the address of the nearest S.P.C.A. office (Society for the Prevention of Cruelty to Animals) or Blue Cross.

#### 40. Games Leader :

- (i) Have a knowledge of and be able to play and direct 4 games of the following :  
Indian outdoor games: Tag games' Relay races: Sense training games: Ball games, Individual contests.
- (ii) Have a knowledge of the organisation and method of team competition.
- (iii) Know the value of discipline and sportsmanship in games.



#### 41. Gardener

- (i) Dig a piece of ground not less than 12 sq. metres. Plant and grow successfully six kind of vegetables or flowers from seeds or cuttings. (In cities where digging is not possible wooden cases or pots may be used.)
- (ii) Know the names of twelve plants pointed out in an ordinary garden: understand what is meant by pruning, budding, grafting and manuring.
- (iii) Demonstrate any one of the following - pruning, budding, grafting.
- (iv) Adopt a public park or a neighbour's courtyard and look after the garden plants for at least 2 months.



Note : in cities roof garden can be the alternative.

#### 42. Good Neighbour

- (i) Have an elementary general knowledge of the geography and history of at least three states other than her own.
- (ii) During previous twelve months have corresponded regularly with a guide from another state and have camped for not less than three consecutive nights with Guides from other states, either in her own state or theirs.
- (iii) Have a fair knowledge of the people, language culture, custom, etc. of 3 neighbouring states and prepare a log book to the satisfaction of the examiner.

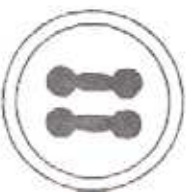


#### 43. Gymnast :

Guides should not enter for this badge unless they have been taught by a trained gymnast.

##### (A) Under 16 Years :

- (i) Have a good upright carriage and walk and run well.
- (ii) Perform to command a table of free standing exercises.
- (iii) Be able to jump 1 metre high in good style.
- (iv) Be able to walk along the narrow side of balancing from on bar, both forward and backward with good posture.
- (v) Do three of the following in good style:
  - (a) Climb a rope at least 4 metres.





- (b) Somersault through and between two ropes.
  - (c) Hand stand against a wall.
  - (d) Reverse hanging on wall bars or improvised apparatus.
  - (e) Sideways travelling on bar.
- (M) Do three of the following in good style :
- (a) Cartwheel on right and left hand.
  - (b) Through vault (i.e. squat).
  - (c) Leap frog over high back.
  - (d) Wolf or Jack-in-the Box.
  - (e) Bunny vault over box or two forms.
- (B) Over 16 Years
- (i) Have a good upright carriage and walk and run well.
  - (ii) Be attending gymnastic classes at school or some other approved physical training at least once a week.
  - (iii) Perform at table of free standing exercises approved by the examiner.
  - (iv) Perform a table of the following in good style on the narrow side of a balancing beam of bar.
    - (a) Walk forward throwing and catching a ball at every step
    - (b) walk sideways without support.
    - (c) Stand on toes, lift arms and right leg side-ways, replace, step forward and repeat, raising the other leg

- (d) Walk with knees full bent and stretch every third step.
- (M) Perform one of the following groups :
- (a) Climb a rope at least 5 metres. Travel sideways on bar or wall bars both ways.
- OR
- (b) Travel backwards on bar.
  - (b) handstand unsupported.
- OR
- Under or over somersault on a bar or improvised apparatus.
- OR
- Reverse hanging vertically between two ropes
44. Handy Woman :
- (i) Work a sewing machine and understand cleaning, putting in needle, oiling etc.
  - (ii) Replace gas or petrol mantles or electric bulbs or clean, trim and fill an oil lamp.
  - (iii) If gas, water or electricity are laid on in her own house or school, know and where to turn them off at the main.
  - (iv) Thoroughly clean and repaint inside of a bathtub, table, door, windows or equivalent two coats at least.
  - (v) Apply collator to a wall or floor.



- (vi) Repair charpoy or replace newar on a bed.
- (vii) Repair :
- Mosquito-net.
  - A bamboo chick.
  - China
  - Splice a handle or pole by gluing or whipping.
  - Splice a rope.
  - Glue wood.
- (viii) At the examination do up a parcel neatly and sharpen knife on a grindstone, whetstone or home. Also do four of the following :
- Make and attach bed frames for a mosquito-net, or fix curtain rod and hand curtain.
  - Mend a saucepan or equivalent and bring to examination after at least a week's use
  - Lay linoleum or chatai that reaches to the walls of room.
  - Remake a mattress or quilt.
  - Prepare and replace a door stop or window stop.
  - Renew a washer of a tap.
  - Mount, frame and back a picture (A readymade frame may be used).
  - Stain and polish a wooden article.
  - Make a cupboard out of packing case.
  - Mend a fuse, attach lead wire to a wall plug and repair a severed lead wire.

- Re-cane a chair.
  - Put a pane in a window.
  - Re-upholster a small chair or stool.
  - Renew canvas on a deck chair.
  - Make a hammock or badminton net equivalent in netting.
  - White-wash a ceiling.
  - Make a useful article for the house showing the use of screws and correct nails.
  - Handle a primus stove.
- The examination can be spread over a period of time so that the guide should do things which are needed in the house rather than produce things for the test.
45. Health :
- Know the general rules of health with reference to eyes, ear, teeth, nose, eating, drinking, sleeping and breathing.
  - Know the importance of keeping lungs, skin, teeth, feet, digestive and pelvic organs in good order.
  - Know the dangers of unhealthy diet and use tobacco, alcohol and other intoxicating drugs.
  - Know the value of fresh air and how to keep room ventilated.





#### 46. Herbalist :

- (i) Make a collection (neatly mounted in a book) of twelve medicinal herbs and twelve herbs used in cooking. Must know where to find them and be able to recognise them readily and know their exact uses.



The collection should contain leaves, roots and skins.

- (ii) Know the medicinal value of at least 6 herbs

#### 47. Heritage Guide

The focus at this level is on the state in which the Guide is living, and gaining a national perspective on the diverse richness of India's heritage.

Preparing a scrap book with illustrations and information on the following :



- I. Nature Heritage and Culture Collecting songs, poems, riddles, proverbs, short stories about their state and its natural heritage and the culture unique to the State and Country.
  - Seasons and festivals, meaning and significance.
  - Different communities and tribes that live in that state.
  - Physical environment to their locality (famous hills, rivers etc.)
  - common trees of their state

- Common plants and their uses.

- Common birds.

- Flora and fauna of the region.

- II. Art of India and their State Important heritage buildings Places of worship Music Musical instruments Dances Theatre forms Puppetry Literature and famous writers poets of their town Food Costumes then and now.

#### III. Practical work

- (a) Visiting monuments museum in the vicinity and maintain a record of it.
- (b) Maintaining an illustrated historical diary of their town or village (any 3 of the following).
  - (i) Preparing a list of museums, art galleries and cultural centres in your district/town.
  - (ii) Visiting monuments and sites in the neighbourhood and identify problems and issue for preservation.
  - (iii) adopting a site in their own locality monument or unique natural feature such as religious place, a lake or temple and looking after it for a period of one month and contribute to keep it clean.
  - (iv) Learn to serve as a guide to the monuments for local school and community.
  - (v) Knowing about the Govt. Department and other Non-Govt. agencies, which are involved in the maintenance and restoration of Indian culture, a art and buildings.

48. Hiker :

- (i) Build and give reasons for so building, three different types of hike fires, and be able to distinguish between various kinds of woods, their relative value as fire wood.



- (ii) Show proficiency in cooking in the open with and without utensils and draw two hike menu.
- (iii) Bring to the examination a pocket first aid case filled up by herself for a hiking expedition, and be able to give reasons for the choice of its contents.
- (iv) Bring to the examination a log book giving description of previous hikes, illustrated by sketch maps and with notes on observations made.
- (v) Know what precautions to take lighting fires in the open and the responsibilities involved with regard to trespassing gates, crops.
- (vi) Be able to answer questions to deal with following on the way, a stranger, a lost child, animal in difficulties or starving.
- (vii) Know what to do in the event of being-
- (a) Left in a fog.
  - (b) Caught in a thunderstorm.
  - (c) Left in the neighbourhood of jungle.
  - (d) left in forest fires.

- (viii) Undertake a regular hike of 20 km, on foot or 50 on bicycle and submit a report.

**Note :** The candidate will also be judged left on her met her kit and its arrangement, and care in cleaning up. The party in which the Guide (Guides) are being examined should not be large than one patrol. The examiner should be a qualified person appointed by the D.C.

49. Home Maker :

- (i) Must have risen early, lit a fire or cleaned shoes (her own and some one else's) laid breakfast, made and aired bed satisfactorily for a week consecutively.
- (ii) Know how to clean a fire place or know how to clean properly a gas stove.
- (iii) Understand and have carried out the cleaning cooking and household utensils, and washing.
- (iv) Bring to examination a sample of jam, pickle chutney made at home entirely by herself.
- (v) Be able to mend household linen, clothes, curtains etc.
- (vi) Be able to do shopping and errands for household satisfactorily.
- (vii) Open a packing case, hang curtains and arrange flowers decoratively.
- (viii) Must bring a certificate from her parents or guardian stating that she has been tidy, thorough, obedient and helpful in the home.
- (ix) Understand the care of milk vessels.

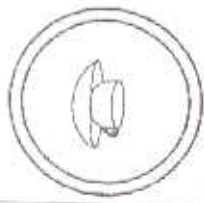




**50. Hostess :**

This may be sewn on the Patrol flag of any Patrol where at least four guides have passed the following tests:

Each Guide Should:



- (i) Know how to receive, introduce and bid guest "Good bye".
- (ii) Be able to write a letter :
  - (a) Inviting a guest to stay.
  - (b) Inviting a guest to a meal.
  - (c) Refusing an invitation.
  - (d) Accepting an invitation.
  - (e) Thanking for a visit.
- (iii) State the chief things to remember in entertaining guests.
- (iv) Know how to announce guests and serve meals to visitors correctly.

The patrol should give, a party showing ability to make necessary plans for invitations, arrangement of rooms, including place for wraps, entertainment and refreshments.

**51. Interpreter :**

- (i) A Guide must show such knowledge of a language as will enable her to act as an interpreter to a person

ignorant of her language. She must write a simple letter on a subject given by the examiner, read and translate passage from a book or newspaper in either Esperanto or any language other than her own.



- (ii) Know about the uniform and badges of Girl Guides and Girl Scouts of other nations, least four.

**52. Interpreter to the deaf :**

- (i) Be able to read finger spelling at the rate of 20 letters a minute.
- (ii) Be able to send finger spelling at the rate of 30 letters a minute.



**53. Journalist :**

- (i) Produce a report written by herself of company/group activities.
- (ii) Be able to prepare a report of anyone of the following events :



- Lecture or address; debate or discussion; party or rally.
- (iii) Should have served as a scribe at least on six occasions.
- (iv) Be able to edit and submit any speech or report to the satisfaction of the examiner.
- (v) Should have served on the editorial staff of a paper or magazine for at least six months.

- (vi) Understand the printer's corrections signs.
- (vii) Prepare a press release on an important event of her group/company.

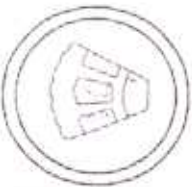
**54. Knitter :**

- (i) Must bring one pair of socks or stockings (with heel) knitted entirely by herself.
- (ii) Bring one other useful garment knitted by herself, viz : a cap, hood, pair of mittens with thumbs, pairs of baby boots slippers (or something equivalent)
- (iii) Show ability to follow printed knitting directions or copy from patterns.



**55. Lace Maker :**

- (i) Must know names of and be able to describe, four kinds of lace, such as : Torchon, Irish, Crochet, Brussels point, Flet, Ground Point, Carrickmacross Malines, etc.
- (ii) Mend a piece of lace, real or imitation, very neatly
- (iii) Make lace according to one of the following sections (a) - (f) for two sections, (g), (h) and (i) using flax not cotton thread :
  - (a) **Bobbin or pillow lace :** Be able to manage at least thirty six bobbins and make five different stitches and show specimen, including insertions and edging made unaided



- (b) **Needle point lace :** Be able to make eight varieties of stitches, and including bars, nicots turtle. Show a piece the work being even and beautiful.

- (c) **Filet or darned net lace :** Be able to make own net and vary design. Show insertion of several squares.

- (d) **Tambour lace :** Know the tambour stitch and be able to work in several colours or an alternative, do a piece of "needle run" with at least eight varieties stitch in the net.

- (e) **Applique on net :** carrickmacross, Applique, Duchess, etc. Show a piece of either style, with lawn or spring applied (the spring to be self made).

- (f) **Tattling lace :** To know single and double thread tattling both or insertion and lace, be able to manage the threads to separate shutting at a time.

- (g) **Knitted lace :** Be able to copy a simple design or follow instruction both in edging and insertion.

- (h) **Crochet :** Be able to copy a simple design from instructions or specimen, show inserting and corner made unaided; one piece to fish contain rosettes.

- (i) **Netting lace :** Work two doyleys with varying width of mesh and different designs, such a shell or pointed edges.



**56. Laundry :**

- (i) Must wash and finish and bring to examination :
  - (a) A white cotton garment.
  - (b) A coloured cotton garment.
  - (c) A woolen garment or a pair of stockings.
  - (d) Blouse or equivalent or child's dress with insert sleeves, silk, where possible.
- (ii) Must be able to remove stains and make boiling water starch



**Note :** Some parts of this test must be demonstrated in the presence of the examiner

**57. Leather Worker :**

- (i) Fix sole and heel to a pair of shoes or chappals sewn or nailed and generally repair shoes, chappals, sandals or leather articles in general use.



**OR**

- (ii) Dress a sandal, repair traces, stirrup leather etc. and know the various parts of harness in either case, have a knowledge of the different kinds of leather used.
- OR**
- (iii) In decorative work :  
Know the various kinds of leather used. Have knowledge of the tools required and how to use them.

Know how to use and mix the various stains.  
Produce an article made by herself, such as a handbag, wallet or purse, on which must be a design modelled and stained.

**58. Leprosy Control :**

- (i) Spread the word by means of audio-visuals that 'Leprosy is curable' and propagate five point programme of the Bharat Scouts & Guides.
- (ii) Recognise the source that can help you in the campaign-skin specialist, National Leprosy Eradication Programme workers, volunteers, etc.
- (iii) Get checking up programme in every educational institution in the village/mohalla.
- (iv) Educate community to change their attitude towards the problem.
- (v) Enlist the co-operation of medical expert/specialists in educating people in your locality.



**59. Literacy :**

- (i) Organise a literacy drive for adults or your village/locality.
- (ii) Help start a night school for adults/ drop outs.
- (iii) Teach three R's (Reading, writing and Arithmetic) to at least 10 illiterate people or help 10 children in their studies.
- (iv) Prepare at least 3 posts to motivate Adult Literacy campaign.



(V) Arrange an exhibition with posters, etc. published by Government and Non-Government Organisations.

60. Meteorologist :

- (i) (a) Make a simple rain gauge.
- (b) Make a wind-vane-estimate wind speed.
- (c) Make a thermometer shelter and set up thermometer for measuring air temperature and humidity.
- (d) Make and keep a weather log for a period of one month.
- (ii) Write an article on the climate of your local area.
- (iii) Demonstrate your ability in weather forecasting using the following methods:
  - (a) Forecasting temperature, precipitation and general weather from wind strength and direction.
  - (b) Forecasting by using an aneroid barometer.
  - (c) Forecasting by noting cloud movement and cloud types.
  - (d) Short range forecasting by using weather lore.
  - (e) Extended range forecasting by using weather lore.



61. Musician :

Note : The Piano, Violin, Cello, Veena, Gtuvad, Sita key board or Flute may be used.

- (i) Play the National Anthem.
- (ii) Play the notes of one of the following Melkarts,

Karnatic	
Hanumatodi	Hankamboji
mayamalavagoula	Mechakalyani
Natabharavi	Dhrasankarabharanar

OR

Hindustani	
Bhupali Intital	
Khamaj in Jhapal	
Bharavi in Dadra	

OR

Play scales and arpeggios on major and minor	
(iii) Play Sankarabharana Aditala Varna and Bh Aditala Varna.	

OR

Sing or Play the following Thatas and scales	
Kalyani Todi	
Puri Asaveri	





OR

Play the March Western.

- (iv) Pass an easy sight reading test Western

OR

Sing or play from sight in the Saragam notation a given musical passage from one of the ragas of the following Bhairavi, Khamaj, Bilahari, Kuntalavari.

OR

Pass an easy sight reading test from given notations of piece in Kafi, Bhairavi or Khamaj.

- (v) Play two contrasted pieces, one by a classical composer and one by a modern composer.

OR

Play any piece of your own choice.

**62. Music Lover :**

- (i) Know something of the life and works of any two of the following composers.

Pandit Bhattacharya, Tan Sen, Rabindranath Tagore, Tyagaraja, Bach, Bharati, Vishnu Digamber, Purcell Cecil Sharp, Paluskar.

Beethoven

Any other musician of the Guide's own choice.



- (ii) Know the meaning of :

**Karnatic Music :** Raga, Sangati, Varma Adi Pallavi, Alapana, Gamaka.

OR

**Hindustani Music :** Rag, Alap, Chartal, Dhrupad, Thumri, Swar and Sangeet.

OR

**Western Music :** Opera, Symphony, Tri Modulation, Transposition, Score, Contrapuntance.

- (iii) Keep a record for three months of the songs & compositions learnt.

- (iv) Know the formation of an orchestra and recognize four of the following instruments from pictures.

Violin, Double Bass, Flute, Bassoon, Horn Trombone, Harp, Cymbals, Veena, Sitar, Tanpura, Ghatuvarya, Mridang.

- (v) Sing or play a song or music piece in one of the following ragas, or composition to be chosen by the examiner.

**Karnatic Music :** Sankarabharanam, Kamboji, Todi, Kalyani, Bhairavi.

**Hindustani Music :** Bilval, Khamaj, Kafi, Yamankalyan, Jhinjholi.

### Western Music

- (vi) Produce a certificate from her Captain stating that she has taught her Patrol or Company a folk song, parts, rounds, keerthan, rag, dhajan or local equivalent. (Marks should be given for choice or song).

### 63. Naturalist :

- (i) Must keep a nature diary with at least 60 entries extending over three months.
- (ii) Must watch a given area for three months, making note of anything which may appear in it, or change in it during that time and discovering as much about the flora and fauna as possible and have done her best to preserve wild life.



### (iii) Must do two of the following :

- (a) Take a series of six photographs of wild animals or birds from life. have a general knowledge of their lives and habits and know the time when production is necessary.
- (b) Be able to name 40 different animals, insects, reptiles or birds in a museum, or Zoological garden, or from unnamed coloured plates. Give particulars, from observation of lives, habits and appearance-five of them.
- (c) Make coloured drawings of twenty flowers from life or twelve coloured sketches of animals or birds and a short description giving the name of subject, where the guide saw it, an on what

date, with brief particulars of the habits, the sort of place in which it is to be found and the family to which it belongs.

- (d) Be able to name fifteen trees and show notes from personal observation of their characteristics, use etc. with sketches of their leaves, twigs and flowers.
- (e) Make a collection of fifty pressed common flowers, with the name, place and date when found written below, making an effort to group in families show knowledge of the rare flowers which should not be picked.
- (f) Make to collection demonstrating one of the following :
- (i) How seeds are distributed.
  - (ii) How plants climb.
  - (iii) How plants protect themselves.
  - (iv) How flowers are pollinated.

### 64. Nutrition Educator

- (i) Know the symptoms and main effects of malnutrition.
- (ii) Tell people about the disadvantages of bottle feeding for babies and appeal for breast feeding.
- (iii) Know about the constituents of a balanced meal and preparing food.
- (iv) Educate people to discourage use of non foods like tea, coffee and other drinks.





- (v) Make a nutrition survey in her village/locality and enthuse people to contact doctor.
- (vi) Prepare at least three posters to educate people about nutrition.

**65. Path Finder :**

- (i) Have an intimate knowledge of the locality round her headquarters, including fire and Police Station, General Hospital, Zenana Hospital, Clinics, Welfare Centres, Schools, Post and Telegraph Office, Railway, Bus and Train routes pillar box and public telephone offices, the principal doctors (general & zenana) motor garages and petrol pumps, cycle repairer.



(In Country only) the nearest good drinking water supply, the name and the house of the village headman and know what duties he performs.

**OR**

(In town only), principal food and provision merchants, Government Dairies, Tonga and Taxi Stand, Gardens, Deputy Commissioner's Office, Municipal and Town Hall.

**Note :** In the above test, a good general knowledge is required which would enable a Guide to direct a stranger to the nearest suitable, hospital, garage etc. In small place her knowledge will have to cover a wider area than that a big town where the post office, etc. would be more frequent.

- (ii) Have a general knowledge of the district to be to direct a stranger to the principal outlying place within a 40 km. radius.
- (iii) Have some knowledge of the history of the place and may building or place of historical interest.

**66. Photographer :**

- (i) A Guide must bring to examination photographs taken by herself and developed and printed. The subject must be chosen from at least five of the following :



- (a) Interior.
- (b) Portrait.
- (c) Landscape.
- (d) Architecture.
- (e) Instantaneous action.
- (f) Copy of a photograph, drawing and painting.
- (g) Flowers.
- (h) Birds, animals, insects.

The photographs must have been taken within nine months of examination. All prints must be properly mounted.

- (ii) Must be able to answer general question as to functions of the different parts of the camera such as lens, shutter and stops.
- (iii) Explain briefly what causes the production of negative and positive, i.e. a print.

**67. Pioneer**

- (i) Know how to construct a camp fire and how to collect, chop and stack suitable firewood. Hold the Cook's badge and cook a two-course meal on a camp fire.



- (ii) Erect screening.
- (iii) Tie the following knots and understand their uses thoroughly in addition to the knots of Pratham Sopan and Dwitiya Sopan tests. Bowline on bight, Cat's paw, Double sheet-bend, Manhamess knot, Marline or Lever hitch, Draw hitch or Highway man's hitch, Fisherman's bend or hitch.
- (iv) Pass or re-pass the Pioneer tests of Pratham Sopan and Dwitiya Sopan.
- (v) Be able to do the following : putting into use the knots and proper lashings; model of a bridge, camp ladder, flag staff, wash stand shelter ridge and hut.

**68. Population Education :**

- (i) Educate people on
  - (a) The right of the child.
  - (b) The adverse effect of having more children.
- (ii) On children.
- (iii) On mother.
- (iii) On family.
- (iv) On Community.
- (c) National problems because of population explosion.



- (ii) Motivate 4 persons to accept family welfare programme.

- (iii) Arrange an exhibition with the posters published by UNO on the subject.

**69. Poultry Farmer :**

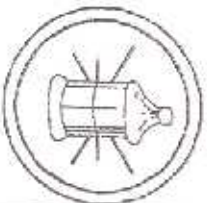
- (i) A Guide must have entire charge of a few hens for at least one year. She should know the dimension and be able to draw the plan of a poultry house for the given number of birds.



- (ii) Be able to answer questions on the unity points of sex different breeds.
- (iii) Thoroughly understand the rearing of chickens and duckling, periods of incubation and fattening for market. Be able to discuss the pros and cons of the intensive system.
- (iv) Give details of feeding; should know how to handle and cure a broody hen and a few simple remedies for ordinary vices and diseases.
- (v) Pack birds and eggs for market.
- (vi) Should show yearly accounts.

**70. Public Health :**

- (i) Know the modes of transmission of the following diseases, Diphtheria, T.B. measles, mumps, whooping, chough, chicken-pox, typhoid, dysentery, diarrhoea, small pox, malaria, plague, ring worm, scabies and cholera.





The measures adopted by the Sanitary Authorities to prevent their spread and the step which should be taken by individuals in case of infection:

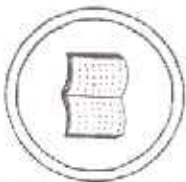
**Note :** Bacteriological and medical details are not required

- (i) Know how the importation of the diseases from abroad is guarded against with special reference to immigrants and animals such as rats and dogs.
- (ii) Describe one or more methods of disinfecting a house and also of eradicating the commoner insect pests such as bugs, mosquitoes, flies from infested house and camps.
- (iii) Describe the necessity and the mode employed in her locality, of collecting, removing and disposing house refuse and rubbish and by pitting trenching and composting. Know all about camp sanitation with reference to kitchen, latrine, drinking water and storage of food.

**71. Reader :**

(i) Must have read at least :

- (a) Two books on biographies of great Indians.
- (b) Two books on adventures, expeditions, travels or scientific achievements.
- (c) Two books on conservation, population, nature, etc.
- (d) Two books on religions.



- (e) Two books on Indian Culture and Heritage
- (f) Two books on History of Independence of India
- (g) Two books dealing with the personal vocations and interest of the Guide.

(ii) Know the damages caused to the books by rough handling, moisture, white ants, moths, etc., and to protect the books from these.

(iii) Help a librarian or in a library in arranging books and rewriting catalogues.

**72. Rescuer :**

(i) Pass or have passed the Swimmer Badge.

(ii) Must swim 45-7 metres in clothes (any stroke) Clothes should consist of usually worn.

(iii) Must perform in the water two methods of life Saving release. These may be chosen by the candidate.

(iv) Must be able to float motionlessly (in any horizontal Position) for thirty seconds.

(v) Must Swim 45-7 metres showing a good breast stroke and two strokes to be chosen by the candidate, (if side stroke is chosen the top arm must be brought out of the water)

(vi) Must pick up a brick from the bottom of the bath a depth of not less than 1.5 m. (The brick may be wrapped in cloth).



- (vii) Must know one accepted method of resuscitation and the treatment of the apparently drowned.
- (viii) Throw a lifeline to reach at least 10 metres.
- (ix) Demonstrate at least two types of Carrying of casualties.

**73. Rular Worker :**

- (i) Have detailed information of village, such as the area, Population, occupation, products, wells and other sources of water supply, traditions, the number of children of school age, the number of literate persons.



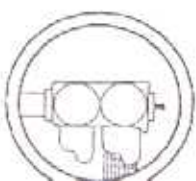
- (ii) Have a general knowledge of village sanitation, (especially pertaining to preventable diseases) administration and village panchayat).
- (iii) Product a record of continuous useful service (literacy, adult education, sanitation and cleanliness, farming, a labour work, prohibition, games etc.) to the village extending over a period of at least six months or have worked in a recognised village labour camp for at least a period of fifteen days.
- (iv) Help get at least 50 people checked for Leprosy.
- (v) Help at least 20 children to get immunized.
- (vi) Teach "Oral Rehydration Therapy" for at least 6 mothers.

- (vii) Organise or help in a campaign on eye care/dentia care in your village/mohalla/slum.
- (viii) Teach neighbours management of diarrhoea and dysentery or delousing for women.

**74. Safety Knowledge**

**A. Individual Tests.**

- (i) Know the origin of safety, its real meaning vis. safety for more and better adventure.
- (ii) Walking the rule of the road. Walking on the pavement.
- (iii) Crossing in accordance with traffic control and right control signals.
- (iv) Public Service vehicle, mounting and dismountin from buses, trams, cars and railway carriages.
- (v) A passenger's duty towards the drivers of th vehicles, non-interference with driver's vision viz, side and rear, hand signals, non interference with contro and closing doors, disembarking on the side of the road.



**B. GROUP TEST**

**KNOW**

- (v) **Schools Safety Patrol :** The function of which to direct the pupils to and from schools across recognised street crossing.



- (vi) **The Traffic Game :** The function of which is to teach under dramatised conditions correct behaviour of all classes of road-users.
  - (vii) **Home Safety :** Prevention of falls, fire burns and scalds, poisoning of cuts and scratches, electric shock, home inspections for dangers and radio installations cautions.
  - (ix) **Industrial Safety :** Safe use of tools, machinery, clothing and house-keeping.
  - (x) **Miscellaneous Safety :** Safety with fire, arms, flying kites, lightning, rescuing a burning person, calling the Fire Brigade.
- 75. Sales Women :**
- (i) Analyse an article of merchandise from each of five retail stores and make a report of what happens to each article of merchandise investigated, from the time it leaves the manufacturer until it reaches the consumer.



- (ii) Explain the value of a saleswoman between the manufacturer and the jobber, between the jobber and the retailer, or between the manufacturer and the retailer.
- (iii) Sell definite quantity of merchandise, the total value of which is in excess of Rs. 150/- and give her actual selling experience, telling the methods she used to influence people to buy her merchandise and how she overcame selling resistances.

- (iv) Sell at a profit something she has made or give. Keep the necessary record to enable her to fix right selling price and to tell how much profit has made.
  - (v) Obtain and hold for three months, a saleswoman's job during hours after school, Saturday afternoon or during vacation. Describe what is necessary to sell the things she handles.
  - (vi) Visit in uniform a business concern and learn how their product is sold. Describe the selling procedure. Talk with her an outline of at least two questions prepared in advance.
  - (vii) Name five fundamental requirements for successful sales.
  - (viii) Go to some successful sales man/woman in your locality and find out what he/she thinks of selling a life work. Write out in 500 words/more the conclusion of what the salesman/woman tells her salesmanship as career.
  - (ix) Explain :
- (a) Why truthfulness about an article is one of the outstanding requirements of all good sales.
  - (b) What is the every salesman sells to his employer.
  - (c) How does courtesy to prospective customer affect the sale.

### 76. Sanitation Promotion :

Make a survey in a given locality and help people in the following ways :

- (i) (a) Using clean water for drinking.  
(b) demonstrate the process of filtering, boiling and storing water.  
(c) Demonstrate the use of charcoal water filter.
- (ii) Protecting grains from rales and other rodents.
- (iii) Protecting cooked food from flies, mosquitoes, dirt etc.
- (iv) Showing the correct ways of disposing the waste and use of compost pit.
- (v) Educating people about the dangers of defecating in the open.
- (vi) Erecting inexpensive and effective latrines.
- (vii) Convincing women on the use of smokeless Chuhas.
- (viii) Enthusing people belonging to at least 25 houses to use health salts with the help of hand bills/posters prepared by herself.



### 77. Scholar :

Present evidence from her Principal or Headmistress that:



(i) She had been regular in her attendance for the year (at least 80 p.c. of the total).

(ii) The general behaviour has been above the average.

(iii) She has consistently shown a spirit of helpfulness and loyalty to the school or college.

Total marks in all subjects in the precuring three terminal examinations.

**Note :** The badge must be surrendered if at any time she falls below the above standards.

### 78. Secretary :

(i) Show a general knowledge of administration of the Bharat Scouts and Guides at group and district levels: know the terms of reference of Court of Honour and Patrol-in-Council.



(ii) In the presence of the examiner, either (a) write in a good, legible hand 250 words of cross of (b) type 100 words with not more than 5 mistakes and show how to clean the machine and replace the ribbon.

(iii) Show an understanding of committee procedures including ability to prepare an agenda and take minutes.

(iv) Have a general knowledge of the financial structure of a Guide Company, prepare simple receipt and Payment account for a Company of Patrol: know how a personal Bank Account is operated.



(v) Write a letter on subject chosen by the Examiner: draft wording for an invitation card addressed to members of the public in connection with a Group, Company or Patrol event.

(vi) Prepare a press release on the subject of a group event or write an article for Guide magazines reporting a Company, Group or District event.

(vii) Carry out the duties of Secretary of your Patrol, Court of Honour or some other committee, not necessarily concerned with Guiding for a period of three months to the satisfaction of the Guide Captain or the Chairman of the committee concerned.

### 79. Self Defence :

#### Chose Karate or Judo

##### A. Karate :

A systematic sequential training in Karate under a qualified expert leading upto Karate Defence against grabbing attacks will be the requirement.



Be able to demonstrate correctly any 2 of the following groups to the examiner.

##### Group-A

Warm up exercises, Karate Stances, punching & striking techniques, Breathing techniques, any 4 Karate forms, Defence against grabbing attack.

##### Group-B

Warm up exercise, Karate Stances, Defensive blocking Techniques, Breathing techniques, Any 4 Karate forms, Defence against grabbing attacks.

##### B Judo

Attend a course of instruction by a qualified coach.

(i) Be able to demonstrate and explain any two of the following :

(a) Break falling to sides and rear and forward rolling.

(b) Balance breaking.

(c) Fundamental postures, Tsugiashi and Iasibaki.

(d) A hip throw.

(e) O-soto-gari.

(f) Kesagatame.

(ii) Have a knowledge of basic self defence including :

(a) At least six points of attack on the body.

(b) Releases from wrist grips of front strangles.

### 80. Sick Nurse :

(i) Answer questions on : Preparation of sick room and ventilation of healing.

(ii) Know how to prepare a bed for a patient, change sheet and prevent bed sores, Know the use of room and clinical thermometer, how to take pulse and respiration, How to wash and dress a patient.



- (iii) Answer questions on : Germs of disease, their growth and prevention.
- (iv) Know the symptoms of malaria, plague, dhole's itch, measles, enteric fever, cholera, whooping cough, mumps and influenza and the symptoms and early treatment of consumption (tuberculosis of Lungs).
- (v) Show knowledge of the administration of medicines and the external application of remedies, treatment with heat and cold, including poultice and fermentation.
- (vi) Answer questions on feeding in sickness and convalescence. Make two dishes.
- (vii) Know the signs and symptoms of illness that would lead you to send for doctor.
- (viii) Show proficiency in roller bandaging: finger, hand, foot and leg.

81. Signaller :

- (i) Send and receive by flag in Semaphore at the rate of 7 words (35 letters) a minute or in Morse @ 5 words (25 letters) a minute.
- (ii) Send and receive at the rate of 6 words (30 letters) a minute on buzzer or sounder.
- (iii) Send and receive at the rate of 5 words (25 letters) a minute by lamp or disc.



**Note :** 90 percent accuracy must be obtained in all above tests.

- (iv) Demonstrate a recognised procedure when sending and receiving a message.
- (v) Have a good knowledge of various signs and signals given in "Scouting for Boys".

- (vi) Improve at least two methods of sending a message either in Morse or Semaphore at least 1 Km. at rate of 4 words (20 letters) per minute.

**Note :** Outdoor sending and receiving stations to be minimum of 150 metres apart. Buzzer stations to be separate rooms.

82. Singer :

Be able to sing from memory one folk song, one marching song, one action song, one prayer song, one light classical song and one of her own choice. N. B. : Credit should be given for correct style.

83. Soil Conservation.

- (i) Understand the changes which happen on the surface of the earth (e.g.) Erosion, Transportation and Deposition and know the reasons.
- (ii) Have general knowledge of the problems of soil erosion, its danger, kinds causes and methods preventing these.
- (iii) Study the problem of soil erosion and prepare a table giving information about the various programmes being carried out in the country regarding soil





conservation, afforestation and removal of water scarcity. Prepare a log based on her own observation and experience regarding local problems of soil conservation. At least a period of 3 months should have been spent on this study.

(iv) Understand the importance of methods used for soil conservation such as merbandi (tree plantation) or afforestation and filling up the gully (Khal Palana) etc. and must have given service in any of the projects atleast 40 hrs. produce a record of the service rendered.

(v) With the help of her patrol, plant atleast 10 kuchas of manoj and look after these for 3 months.

(vi) Have general knowledge of the organisation, work and experiments of Soil Conservation Board of her area.

#### 84. Solar Energy Awareness :

(i) Understand how and how much energy from the sun reaches us at various places and times, and what happens to it. Understand motion of the sun, make the use of instruments to observe/locate Sun's position-Angular measurement from the horizon and from the true north. Use of household Indian Almanance (Panchang) Make and use a Sundial.



(ii) Know different ways of collecting storing and using Solar energy for getting heat and electricity. Flat Plate and concentrating collectors-use of glass covers, reflectors and lances including Fresnel lances. Make working models of atleast two devices-Solar Cookers, Dryers, still (to make distill water), Oven, Water Heater, Photovoltaic-say battery charger, Lanlams, Pump, T.V. power supply etc. for personal/family use.

(iii) (a) See and be able to explain working of atleast three Solar energy installations of different types.

(b) Know how to use Solar Cooker/Water Heater what can be done and how, with it.

(iv) Know advantages, disadvantages of using So Energy. Government and other Organisations work assist/les/manufacture.

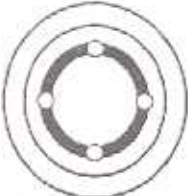
#### 85. Star Gazer :


(i) Keep a log or note book over a period of three months giving observations of stars, moon, planets (If any) visible from a window, garden or street near her own home.



Note : There should be atleast one entry per week made regularly at approximately the same time in the evening.

(ii) Demonstrate with diagrams or models (preferably models) the relative position and size of sun, moon earth and other planets, show their movements.

- (iii) Point
- Out in the slay at least.....round.
  - List out at least.....round.
  - List out at least.....visible.
- (iv) Obtain a compass direction from the stars.
- 86. Swimmer**
- Swim 45.70 metres using breast stroke.
  - Swim 22.85 metres using over arm side stroke, tudge on crawl or back crawl.
- 
- Swim 22.85 metres on the back without using arms.
  - Be able to swim 22.85 metres in 30 seconds using any stroke. (this can be examined under headings 1 & 2).
  - Swim 22.85 metres fully clothed.
  - Pick up a brick from the bottom of the bath at a depth of not less than 2 metres.
  - Be able to dive.
  - Floal motionless for 20 seconds, not necessarily horizontally.
  - Be able to explain the following : how to avoid and what to do in case of muscle cramps, safety precautions in selecting unknown swimming and bathing places and diving point, the buddy system for bathing or swimming in large numbers.

- (x) Be able to satisfy the examiner that she is capable of instructing a non-swimmer in the basic principles of swimming.
- 87. Tailor :**
- Must show a knowledge of cutting out simple garments in cotton and woollen materials from patterns given at examination.
  - Must make entirely by herself and bring examination.
    - A blouse or baby's frock, sleeves to be inserted
    - A pair of knickers or a palticoat.
- N.B. :** One of these may be made by machine if desired.
- At the examination show, how to make button holes
  - At the examination show, how to make button holes set gathers in a bend or bind an edge, patch cotton material, patterned print flannel or wov material. How to darn and demonstrate at least 1 of these.
- 88. Tracker :**
- Recognise and explain two different characteristics in each of three different human foot prints, safe fool or shoes, and recognise and explain two different characteristics in each of three different types of simple human tracks.
- 



(ii) Solve with reasonable accuracy two tracking stories in sand, snow or other suitable natural material.

(iii) Make six plaster casts of the tracks of birds, animals, car or cycle. All casts to be taken unaided and correctly labelled with date and place of making atleast two to be of wild birds or animals.

(iv) Lay a trail of atleast one kilo metre in length containing at least four different kinds of signs made of natural material. At least 40 signs to be used and the route to be over ground with which the Guide is unfamiliar. Roads may be crossed but not followed. The trail to be followed by Guides of Dwitiya Sopan Standard.

#### 89. Thrift :

(i) For one year a Guide must make regular weekly or monthly payments into a Post Office savings Bank or approved Co-operative or other Banks. The amount paid should be in



proportion of the pocket money to Guide but the amounts saved during the year should in no case be less than Rs. 50/- the badge cannot be held more than one year unless she adds at least a quarter of the original sum to her account each year

The principle is that the money should be, genuinely saved by the guide of her earning or pocket money.

(ii) The Captain should obtain evidence from her parents, guardians or teachers that the guide has taken care of her clothing and footwear, kept them clean and mended, has not used safety pins for other makeshift for button and that she has respected company and school property.

#### 90. Toymaker :

Do any two to the following and make one toy of your own choice (each toy should be made of a salabi standard).

(i) Cut out, stuff, and model two different animals out of wool and one rag doll (the face to be painted).

(ii) Make an engine and any vehicle for a child to pull along, from bits of wood, cork etc.



(iii) Make wool ball on card frame and a bird or bear with scraps of coloured crevel, suitable for a tiny baby.

(iv) Dress a doll with clothes designed on the patterns which can be reminded of a baby's or a toddler's dress. (The doll may be the rag doll made in section (1).

(v) Make a room of doll's house from a box and completely paint, affix wall paper and furnish from oddments and scraps.

(vi) Make an illustrated scrap book with one page of illustrations or story (either fairy, nature or heroic written by herself).

(vii) Make a working model of a bag staff, or fly a kite made by herself.

91. Weaver :

Have woven 4.5 metres of cloth 68.5 cm in width out of the span thread No. 12 count.



92. Writer :

(i) Write one of the following:

(a) A short story.

(b) A verse of eight or more lines.

(c) A dramatic sketch.

(ii) Write an essay on any subject chosen by the examiner. The essay should express the Guide's own personal thought or experience.

OR

Write a letter to a friend telling an interesting piece of news (which may be imaginary).

93. World Conservation :

(i) Make a sketch illustrating the complete water cycle using and describing the following terms:

(a) Precipitation.

(b) Run Off.

(c) Ground Water.

(d) Evaporation.

(e) Transpiration.

(ii) Show that she is familiar with the main causes following types of pollution and how they are controlled :

(a) Water.

(b) Air (including noise).

(c) Soil.

(d) Waste.

(iii) Make a list of "what to do" and "what not to do" order not to damage but improve nature when and camping.

(iv) Make a list including if possible pictures of plants and animals in the country which are in danger of extinction.

(v) Show that she is familiar with the reasons why many animal species are threatened and what can be done to help these animals to survive.





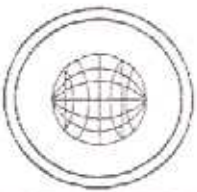
- (vi) Carry out one of the following experiments :
- Demonstrate how soil may be lost or ruined through erosion and how grass and other plants help to protect it.
  - Demonstrate how soil is formed.
  - demonstrate how plants produce oxygen.
  - Plant two bean seeds in a flower pot of top soil and two beans in a flower pot of sub soil. Tend for a month and Report.
    - On different in rate of growth in the two pots.
    - The appearance of plants on any difference noted.
  - Collect muddy water in a glass jar from a suitable stream and allow it to stand for at least six hours. Observe the amount of soil which settles at the bottom. State where she thinks the soil originated from and why she thinks.
    - Keep a daily record of the weather of her neighbourhood for a month including rainfall, sunshine, the fog (or smog), temperature, wind speed, direction and humidity.
- (vii) Do one of the following :
- Plan and carry out together with her patrol or company an anti-litter campaign in a public park or garden or school premises or any other public places for six hours utilizing one hour at a time.
  - Take part in a conservation project for a period of atleast one day.

- Make a nature trail for her patrol or company.
- Make put out and maintain a forage rack for animals.
- Make a pond for birds (and for beauty).
- Make and build an aquarium.
- Build up a collection of plaster casts of at least six birds or animals tracks.

**Note :**

- The badge will be accompanied with a special certificate.
- The badge will be worn on the left sleeve below the Rajya Puraskar/Rashtrapati Guide badge.

**94. World Friendship :**

- Have an elementary knowledge of the geography history and people of at least two countries other than her own.
  - Have corresponded regularly for not less than one year at least six letters with a Guide of some other country, either individually or as a part of a Patrol, or Company "Linking".
- 
- Have some knowledge of the organization and activities of World Association of Girl Guides and Girl Scouts.
  - Have done at least two of the following :
    - Have kept an album or scrap book for a least one year giving illustrated information on Guide

activities, culture, sports, home life and national affairs if another country.

(b) Know the purpose and organisation of United Nations, the functions of its principle, subsidiary agencies and be able to explain these in simple terms.

(c) Have taken part in some practical activities of an International Character such as the collection and distribution of relief supplies, the reception and settlement of new immigrants or assisted in some project of non-partisan organisation for the promotion of the World Sisterhood.

(d) Camp or hike for at least seven days with a Guide of another country (either in your country or their country) and produce a log book covering this event to include your impressions and knowledge gained from the visiting guides and their country or countries.

(e) Entertain in your home for not less than two days a Guide or Guides from overseas.

### 95. Yoga :

**Note :** This should be learnt and practised under the guidance of qualified yoga teacher.

(i) Have a general knowledge about Yogasana as an indigenous system of exercise for the general health of a person both in body and mind.



(ii) Should have practised yogasana regularly for atleast six months and show evidence of it.

(iii) Should be able to demonstrate correctly to the satisfaction of the examiner asanas as indicated below.

#### (a) Compulsory

- |                  |                  |
|------------------|------------------|
| (i) Padmasana    | (ii) Trikonasana |
| (iii) Utkatasana | (iv) Vajrasana   |

(b) Optional : any 3 from each group.

- |                       |                    |
|-----------------------|--------------------|
| (i) Gomukhasana       | (i) Supla Vajrasna |
| (ii) Pacchimotanasana | (ii) Halasana      |
| (iii) Naukasana       | (iii) Matsyasana   |
| (iv) Chakrasana       | (iv) Bhujangasana  |
| (v) Shavasana         | (v) Dhanurasana    |
| (vi) Ushtrasana       | (vi) Mayurasana    |

#### (c) Ranger Proficiency Badges :

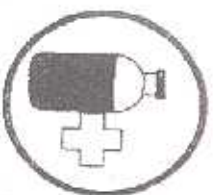
Holder of Proficiency badges should always keep her knowledge upto date. If not found so by any appropriate authority the badge can be withdrawn.

Ranger Proficiency Badges, unless otherwise stated, are worn on sash of the uniform.

#### (1) Blood Donor :

(i) Know functions, composition and volume of blood in human body and have knowledge of blood groups.

(ii) Know the suitability of persons to donate blood.





- (iii) Donate your blood.
- (iv) Educate atleast 25 people harmlessness in donating blood
- (v) Enlist atleast 5 donors and help them donate blood.
- (vi) Help the local doctors in their efforts to collect blood
- (vii) Prepare posters for appeal to donate blood and exhibit them in key places.

## 2. Civil Defence :

- (i) Know the details of Civil Defence Organisation Service existing in her mohalla or area and within a radius of one kilometre around the residence, the school or the place of work, for instance the name of the Warden, the location of the Warden's post, the first aid posts, the dispensaries, hospitals and other A.R.P. Services available in the area



- (ii) Know how to fill in the Report form correctly in respect of emergencies and send the written report to the Warden concerned
- (iii) Know the First aid treatment and the methods of rescue in case of casualties that are likely to happen in air raids and such other emergencies
- (iv) Know the methods of fire fighting

- (v) Produce a certificate as having registered her with the Civil Defence Organisation of the area and as having received training in on following Defence Services.

- (a) Fire-fighting Squad
- (b) First-Aid Party
- (c) Rescue Party
- (d) Messenger services and
- (i) Telecommunication.

- (vi) Quality of the Pathfinder Badge as for Guide
- (vii) Quality for anyone of the following badges.

- (a) Ambulance.
- (b) Health.
- (c) Fireman

**Note :** Badge mentioned in 6 and 7 above are not worn by Rangers.

## 3. Community Worker :

- (i) Know the process of Community Development
- (ii) Convince atleast twelve young villagers and start a Ranger team.
- (iii) Become a liaison between Community and other resources of Development i.e. Bank, Hospital, Specialists etc.



- (v) Help people plan for solving atleast two of their basic needs e.g. Clean Water, School Building, Vegetable Market place and so on.
  - (vi) Organise an immunization camp in the village/ mohalla/slum.
  - (vii) Promote and participate in a sustained Community Development Programme.
  - (viii) Serve as a reserve force of her team actively assisting units as Instructor, Examiner, Camp Adviser etc.
4. **Climber :**
- (i) Have completed the age of 18 years.
  - (ii) Have knowledge of mountainous area covering atleast 4 kms. radius and show that she is personally acquainted with the principal routes to the summit or peaks and points of interest in that area and know the nearest telephone and doctor in case of emergency.



- (v) Know the first aid treatment for fractures, dislocations, bruises, concussion, shock, Oedema of lungs; know the methods of transport of the patient.
  - (vi) Have hiked in a mountainous area at the height of at least 1200 metres for a week out of which three nights must be consecutive using mountain hiking equipments.
  - (vii) Have attended a recognised Basic Mountain Course.
5. **Heritage :**
- Ranger :** Prepare a Log Book of knowledge and information on :
- (i) Physical Environment of India (famous hills, rivers etc.) Common trees, Common plants and their uses, Common birds, Rare flora and fauna of the region.



- (ii) Seasons and festivals, meaning and significance of their family and festivals, traditions, folk festivals, seasons, songs in local language, poems.
- (iii) Have a basic knowledge of Indian Art, Cultural Heritage.
- (iv) Arts of India and the World, Famous Architectural style and sculptures Places of Worship.



Dances, Theatre forms, Literature and famous writers and poets.

(iv) Practical work (Optional-any four).

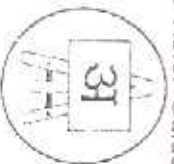
- (a) Educate 5 people in her locality on Indian art, culture, religion and social development and its impact on foreign countries.
- (b) Know about the Govt. Departments and other Non-Govt. Agencies, which are working to maintain and restore art, archaeological ruins monuments and prepare a brief report on the same.
- (c) Organize at least one competition/exhibitions/quiz programme on topics relating to cultural heritage.
- (d) Identify major areas inhabited by wild animals in the country & prepare a write up.
- (e) Adopt any archaeological site or monument and look after it for a period of two months to contribute to keep its upkeep, and submit a report.
- (f) Learn & serve as guide to the monuments for local school and community and take atleast one group to any such place.

#### 6. Literacy :

Requirements are same as for a Guide Reter Guide Section

#### 7. Population Education :

- (i) Educate people about :
  - (a) The rights of the child



(b) The adverse effects of having more children

- (i) On Children
- (ii) On Mother
- (iii) On Family
- (iv) On Community

(c) National Problems because of population explosion.

- (i) Motivate five persons to accept Family Welfare Programme.
- (ii) Promote a family planning drive in a locality where there is a need.
- (iv) Arrange an exhibition with the posters published UNO on the subjects

#### 8. Rural Worker :

- (i) Have detailed information of village, such as the area, population, occupation, products, wells and other sources of water supply, traditions, the number of children of school age, the number of illiterate persons.

(ii) Have a general knowledge of village sanitation (especially pertaining to preventable disease administration and village panchayat)

(iii) Produce a record of continuous useful service (literacy, adult education, sanitation and clean farming, a labour work, prohibition, games etc.)



the village extending over a period of atleast six months or have worked in a recognised village labour camp for at least a period of fifteen days.

- (m) Help get atleast 50 people checked for Leprosy.
- (n) Help atleast 20 children to get immunized.
- (o) Teach "Oral Rehydration Therapy" for atleast 6 mothers.
- (vi) Organise or help in a campaign on eye care/dental care in your village/mohalla/slum.
- (vii) Teach neighbours the management of diarrhoea and dysentery or delousing for women.

#### 9. Sanitation Promotion :

Make a survey in a given locality and help people in the following ways :

- (i) (a) Using clean water for drinking.
- (b) Demonstrate the process of filtering, boiling and storing water.
- (c) Demonstrate the use of charcoal water filter.
- (ii) Protecting grains from rats and other rodents.
- (iii) Protecting cooked food from flies, mosquitoes, dirt etc.



- (iv) Showing the correct ways of disposing the use of compost pit.
- (v) Educating people about the dangers of in the open.
- (vi) Erecting in expensive and effective latrines.
- (vii) Convincing women on the use of : Chulhas.
- (viii) Enthusing people belonging to at least to use health salts with the help of hand prepared by herself

#### 10. Soil Conservation :

- (i) Understand the changes which happen on the surface of the earth e.g. Erosion, Transportation and Deposition and know its reasons.
- (ii) Have general knowledge of the problem erosion, its danger, kinds, causes and preventing these.
- (iii) Study the problems of the erosion and preparing giving information about the various projects being carried out in the country regarding conservation, afforestation and removal scarcity. Prepare a log based on her own and experience regarding local problem conservation. She should have spent time in study.
- (iv) Understand the importance of methods of conservation and filling up the gully (Kha) and must have given services in, at



projects for at least 24 hours. Produce a record of the service rendered.

- (v) With the help of her patrol/team plant atleast ten kutchas of manoj and look after these for three months.
- (vi) Have general knowledge of the organisation work and expedients of the Soil Conservation Board of her area.
- (vii) Must have rendered 40 hours of services for soil conservation.

(viii) Should be able to understand the Theory of Balance of Nature and be able to explain it by two examples connected with animal life or vegetable life. Should know the causes and remedial efforts for the Conservation of flora and fauna and should have participated in any scheme connected with it.

#### 11. World Conservation : Heritage Badge

- (i) Explain the meaning of the following terms : (a) Ecology (b) Conservation (c) Balance of Nature (d) Life Chain (e) Life Cycle (f) Biosides (g) Recycling (h) Photosynthesis (i) Organic and inorganic material (j) Humus.



- (ii) Make a drawing that shows how oxygen moves in a cycle.
- (iii) Give an example illustrating the ecological inter-relationship-how man, animals, vegetation and other sources are depending on each other.
- (iv) Demonstrate knowledge of the effect of forest fires.

of water pollution and the activities of general of wild life.

- (v) Name few causes of flood and state some of flood control.
- (vi) Show that she knows major organisations in the country concerned with conservation.
- (vii) Know the location of major nature reserve country and why they have been kept.
- (viii) Show that she is familiar with main conservation of the country.
- (ix) Do two of the following :
  - (a) Take part in a project arranged by Wild Life Fund or the International Conservation of Nature (IUCN) spend atleast 24 hours, not exceeding eight time.
  - (b) Take the initiative to carry out the following conservation projects herself:
    - (i) An anti-litter campaign.
    - (ii) Restoration and/or beautification of land.
    - (iii) Must public opinion through a campaign.
    - (iv) Mark posters.
    - (v) Arrange demonstration.
    - (vi) Make an exhibition.
    - (vii) Prepare hand outs.

(x) Do one of the following :

- (a) Spend at least two periods, of four hours each with forest Ranger or a conservation Officer and make a report on her observation over the period.
- (b) Attend a camp of not less than three days duration during which conservation and nature study form a main part of the programme.

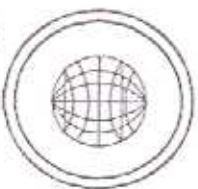
(xi) Complete a special conservation task developed and decided by her examiner.

**Note :** The badge is accompanied by a certificate signed by the State Chief Commissioner.

The badge is worn on the left sleeve below the Rashtrapati Ranger Award.

## 12. World Friendship :

(i) Have a knowledge of the geography, history and people of atleast three countries other than her own.



(ii) Have correspond regularly for not less than one year (at least nine letters) with a Ranger of some other country?

(iii) Have some knowledge of the organisation and activities of the WAGGS and prepare a log book on the International aspect of Guiding.

(iv) Have done atleast three of the following :

(a) Have kept an album or a scrap book for at least one year giving illustrated information on Ra activities, sports, culture, national affairs home life of another country.

(b) Know the purpose and organisation of United Nations Organisation, the function of Principal, subsidiary agencies, main points of the United Nation Charter, main Principle Declaration of Human Rights and be able to explain these in simple terms.

(c) Have taken part in some practical activity of international character such as the collection and distribution of relief supplies or assist in some project of nonpartisan organisation for promotion of the world Sisterhood.

(d) Entertain in her home for not less than, 10 days a Ranger from Overseas.

(e) Write a short essay on some aspect of contemporary World Affairs.

13. Family Life Education.

14. Yoga Instructor.

15. HIV, AIDS.

16. Information Technology

17. Disaster Preparedness.

18. Fashion Designing.

19. Journalism.



## D. REGIONAL INTEREST BADGE

### objectives

1. To make girls aware of the A.P. Region to which they belong.
  2. To understand and appreciate the geographical vastness of this region of land masses, archipelagos, islands and seas, where more than half of the World population resides.
  3. To understand the diversity in race, religion, history and culture which exists in the A.P. Region.
  4. To promote Friendship and Cooperation through understanding and joint activities.
- Types of Badge : Cloth Badge with the Asia Pacific Logo and Wording:  
Assessment : Assessor will be appointed by each National Organization

### JUNIOR/GUIDE GROUP

1. Knowledge of the Region.
  - (a) Have a knowledge of the content of the Asia-Pacific Leaflet, including the logo and what it stands for
  - (b) Be able to convey this knowledge to other members of your Company/Troop by means of interesting visual aids, i.e. miniature National flags, badges, etc. or member organization.
  - (c) Be able to point out on map, the member countries of our Region.
2. Learning and Sharing
  - (a) Learn the following through contacting visitors from member countries or persons from such countries residing in your own

(i) Forms of greeting and short phrase in languages.

(ii) Recipes which could be prepared.

(iii) Songs and Games.

(b) Skills : Choose two of the following :

(i) Dress dolls in the uniforms of 3 countries, or make these in the form "stand ups".

(ii) In an interesting manner, display kit books, collages, or friezes.

(iii) Make a stuffed toy of an animal or bird in our Region.

(iv) Be able to demonstrate floral arrangement typical of some countries in the Region.

3. Service :

One at least six occasions work with a handicapped children or visit a children's home use of the material and skills you have learnt, in 2 (a) and (b).

### SENIOR/RANGER GROUP

1. Knowledge of the Region.
  - A. Have a knowledge of :
    - (i) The contents of the Asia-Pacific Leaflet including the logo and what it stands for
    - (ii) Sangam and its purpose in our Region
  - B. Be able to convey this knowledge in an interesting way to other members of your company/Troop

## 2. Learning and Sharing

- (a) Through contacting visitors from member countries or persons from such countries residing in your own, find out the following:
- (i) Forms of greeting and short phrases in different languages.
  - (ii) Customs and festivals observed in member countries.
- (b) Make a display kit or scrap book on Girl Guiding/ Girl Scouting in one of our member countries. This could include some of the following:
- Youth Activities.
  - Types of Government. Culture and Traditions.
  - Economic Activities.
  - Climate conditions.
  - Flora and Fauna.
  - Travel Brochures etc.
- (c) Do two of the following :
- (i) Compile a recipe book of regional dishes and demonstrate one or two of them.
  - (ii) Collect news paper clippings of two countries in the Region pertaining to either the general affairs or topical events of these countries.
  - (iii) Learn a handicraft of another member country.
- Use the materials and skills compiled and learnt in clause 2a, b and c to interest a group of senior Guides/Rangers/ Young Adults in your Country.

## 3. Services :

Do one of the following :

- (i) Participate in a Community Development Project in any member country.
- (ii) Participate in a Community Development Project in your own country.
- (iii) Make a useful article for Sangam the World in our Region for fund raising purposes.

### Promise A Commitment

The Promise that you have made is both a challenge and commitment for you. An old English song goes like this "Whenever you make a promise

Consider well its importance

And when made.

Engrave it upon your heart"

Let us know what is involved.

**On my Honour :** Honour in B.P.'s word is "to be trusted

I Promise : There is no greater fraud than promise unfulfilled. As you have voluntarily made, it is personal commitment and have a conscience please.

**That I will do my best :** You grow, your best grows. That is no best that cannot get bettered. Doing is putting the promise in action. Personal example please.

**To do my duty to God :** "God is not a sultan in the sky. There is nothing that he is not. You are indebted to him for what all is given to you. Look at what you have and what you do not have. Sharing your "Haves" with other is serving God. You are unique in God's creation. You have a purpose in life which can be caught from the religious faith you practice and belong. Worshipping God is not begging Him for underprivileged favours but sacrificing what all you can willingly and cheerfully. Your body is the greatest opportunity you are given. A



tenant does not spoil his rented house as he knows that the OWNER will not be happy but make the best use of it. Your duty is to be ideal daughter of the FATHER. Pray whenever you can but to praise Him and thank Him. He knows what you do not have and gives when you deserve. Serve to deserve.


**And my country :** Country is not a big clod of earth. It is the people who live in it their beliefs, aspirations, culture, heritage, values... your duty to your country is to understand them and uphold them. "Janam Bhoomi" is Hamam" Think of your beloved Janani who gave you birth, who fed, clad educated you and loved you above all and sacrificed everything to see you what you are. Have you ever realised what your Janam Bhoomi gave you? She gave you citizenship, you should be proud to be an Indian. She gave you fertile lands, sweet water, dense forests, priceless gems and hidden treasures. She gave you the greatest spiritual leaders. She protects your family embracing your home with sea and mountains. As a grown up daughter, your duty is to love her but dedicating yourself, to protect her by taking care of her people and proses and to offer her everything you have if there is a need to save her from perils. To do all that, be a good citizen, contribute to the society respect the law of the land and the national symbols. Above all you cannot be weak and weaken the country but should be strong and strengthen the family.

**To help other people :** The Purpose of the Movement is to train you in preparedness for service to others. All the skills you have in your unit work, first aid, swimming, pioneering, mapping, etc, are all to equip you to use them when others are in need. Your family, neighbourhood and community look for you in hours of need. Serving people is serving country and, God. Expect nothing in return when you serve. Sacrifice is the salt of service.

**To Obey the Guide Laws :** Guide laws are the gist of all the religions of the World. It will be worth saying that the laws are the collection of all the moral values of one's life. Scout/Guide laws are the only means which take a Scout/Guide in right direction.

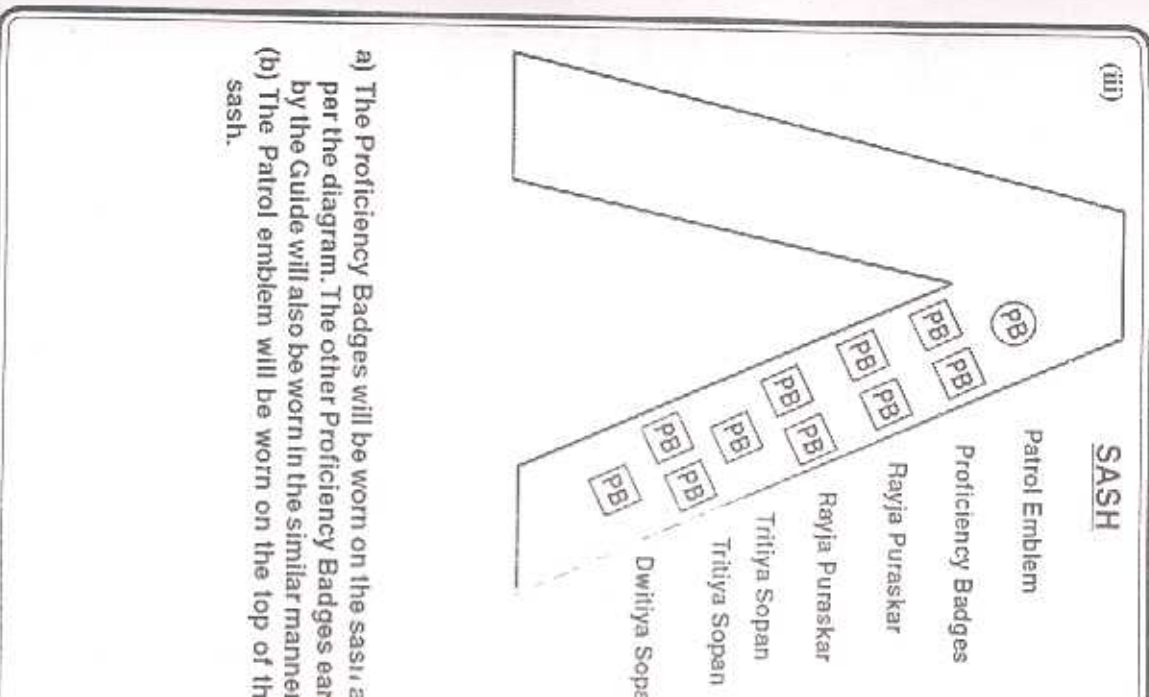

(1)

**LEFT SLEEVE**



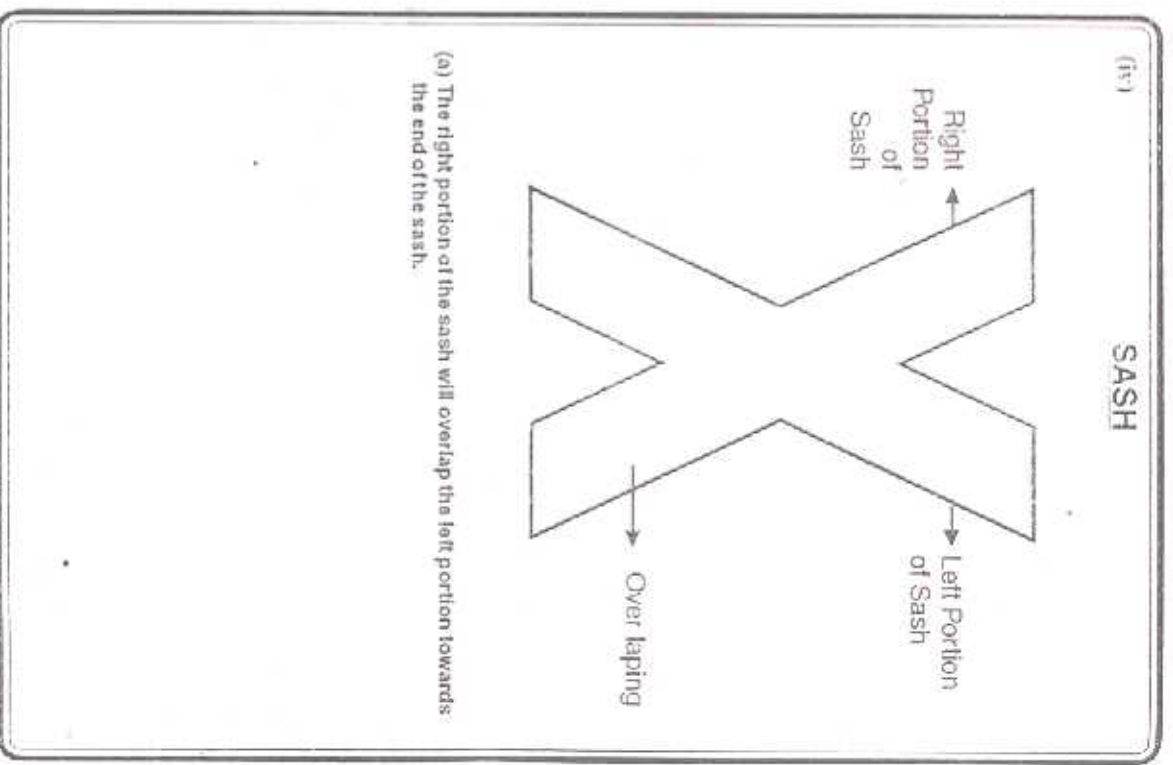
- Shoulder Badge
- Ambulance
- RPPB-Rash Proficiency
- Rashtrapati Award Badge

\* only two compulsory Rash, Prof. Badges will worn on the left sleeve as mention in the book explained in the diagram No. (1)



- a) The Proficiency Badges will be worn on the sash as per the diagram. The other Proficiency Badges earned by the Guide will also be worn in the similar manner.
- (b) The Patrol emblem will be worn on the top of the sash.





**PROMISE AND LAW :  
THE GUIDE PROMISE**


On my honour, I promise that I will do my best:

- (i) To do my duty to 'God and my country,
- (ii) To help other people and
- (iii) To obey the Guide Law.

Note : The Word 'Dharma', may be substituted for the word 'God' if so desired.

**THE GUIDE LAW :**

- (i) A Guide is Trustworthy.
- (ii) A Guide is Loyal.
- (iii) A Guide is a friend to all and a Sister to every other Guide.
- (iv) A Guide is Courteous.
- (v) A Guide is a Friend to Animals and Loves Nature.
- (vi) A Guide is Disciplined and helps protect public Property.
- (vii) A Guide is Courageous.
- (viii) A Guide is Thrifty.
- (ix) A Guide is pure in Thought, Word and Deed.



**Price Rs. 25.00**

Published by the Director for the National Headquarters of the  
Bharat Scouts & Guides, Lakshmi Mazumdar Bhawan, 16,  
Mahatma Gandhi Marg, Indraprastha Estate, New Delhi-110002  
Y&S/5000/September 2010